

AidData's Methodology for Tracking Underreported Financial Flows

Version 1.2

September 2015

Austin M. Strange, Bradley Parks, Charles Perla and Harsh Desai

AidData is a joint initiative of Development Gateway, the College of William and Mary, and Brigham Young University



**WILLIAM
& MARY**

BYU

www.aiddata.org info@aiddata.org

Special Thanks

The authors are indebted to all the researchers at the College of William and Mary and the National University of Singapore who have contributed to this project over the last two years. We would like to take a moment to recognize each of them for their outstanding research assistance.

College of William and Mary

Alex Miller, Dylan Kolhoff, Jaclyn Goldschmidt, James Juchau, Sarah Christophe, Alexandra Foster, Kevin McCrory, Kyle Titlow, Wen Chen, Yaqing Wen, Patrick Leisure, Henrique Passos Neto, Grace Perkins, Amber Will, Ze Fu, Hanyang Xu, Xiao Liu, Wen Xia, Emily Qiu, Daniel Lantz, Catherine Crowley, Faith Savaino, Melanie Gilbert, Torey Beth Jackson, Tiffanie Choi, Becca Thorpe, Darice Xue, Jiaorui Jiang, Junrong Zhu, Ze Fu, Zach Baxter, Yue Zhang and Graeme Cranston Cuebas, Alexandra Pancake, David Rice, Yaseen Lofti, Jade Li, Echo Zhong, Mengfan Cheng, Erya Yang, Adriane Lopez, Natalie Santos, Karthik Kumarappan, Liliana Besosa and Kamran Rahman.

National University of Singapore

Silvia Tieri, Clara Lee Yen Yin, Hanissa Bte Sa'Ad, Nasuha Selamat, Isis Bte Iskandar, Marissa Ng, Marissa Foo, Ling Yu Huang, H. Barath, Wong Zhen Jie, Isaac Christian, Mah Jia Wei, Shameer Yaqin B Muhammad Noor.

Andreas Fuchs and Axel Dreher were also instrumental in helping us define flow type and flow class categorization methods. We are also very grateful to Robert Mosolgo, a former Project Manager at AidData who created the online TUFF coding interface and Alex Atkins, who currently manages the interface. We would also like to thank Brain O'Donnell, a former project manager of the TUFF team, Charles Perla, who currently manages the team and Jiaorui Jiang, a senior research assistant who contributed significantly to the development of this version of the methodology. The authors are solely responsible for any errors in this document.

Table of Contents

TUFF Codebook	
Stage One	8
Stage Two	15
<i>Appendix A: Best Practices for Maximizing TUFF Workflow Efficiency</i>	37
<i>Appendix B: Notes on Chinese Language Searches</i>	40
<i>Appendix C: Personnel Outreach and Crowdsourcing</i>	43
<i>Appendix D: Flow Type and Flow Class</i>	45
<i>Appendix E: Pledges and Commitments</i>	50
<i>Appendix F: Donor Intent</i>	52
<i>Appendix G: Screenshots to Demonstrate Search and Data Collection Processes</i>	56
<i>Appendix H: Database Variable Definitions</i>	61
<i>Appendix I: Crowdsourcing Protocol</i>	68
<i>Appendix J: Google Scholar Searches</i>	70
<i>Appendix K: Web-scraping Aid Information Management Systems</i>	71
<i>Appendix L: TUFF Checklist</i>	75
<i>Appendix M: Health of Record Scoring Criteria</i>	78
<i>Appendix N: Automated Coding Rules, Logical Inconsistency Checks, Project Templates</i>	80
<i>Appendix O: Tracking Gulf Cooperation Council Donors</i>	83
<i>Appendix P: Georeferencing TUFF Data</i>	86

Introduction

The global development finance landscape is changing rapidly. Whereas several large multilateral development banks and Western governments once acted as the primary sources of development finance, the "market" for external grants and loans is now characterized by a wide variety of actors with diverse interests and capabilities (Klein and Harford 2005; Brainard and Chollet 2007; Manning 2006; IDA 2008; Woods 2008; The Economist 2009; Fengler and Kharas 2010; Severino and Ray 2010). Global reporting systems have not kept pace with these changes. China, Venezuela, Brazil, India, and Iran together reportedly provide tens of billions of dollars of development finance each year (Walz and Ramachandran 2011). However, none of these sovereign governments have opted to participate in existing reporting systems, such as the OECD's Creditor Reporting System (OECD CRS), the International Aid Transparency Initiative (IATI), or AidData.¹ This makes it difficult to understand the nature, scale, distribution, and impact of the development finance supplied by these actors, fueling uncertainty and speculation about the intentions of non-Western donors.

In an attempt to help address this issue, AidData has developed an open source data collection methodology, called Tracking Underreported Financial Flows (TUFF), to collect project-level data from suppliers of official finance who do not participate in global reporting systems. Political scientists, economists, sociologists, geographers, and computer scientists have previously used open source and media-based methodologies to track violent and non-violent conflict incidents; document the scale, scope, and impact of natural and man-made disasters; and study patterns of political interaction and sentiment (Schrodt and Gerner 1994; King and Lowe 2003; Shellman 2008; Leetaru 2010; Raleigh et al. 2010; Yonamine and Schrodt 2011; EM-DAT 2012; Hendrix et al. 2012). However, until recently, the study of official finance has not yet benefited from the systematic application of such methods. Several ad-hoc efforts were undertaken prior to the creation of the TUFF methodology, but none had resulted in systematic, transparent, and replicable data collection procedures (Foster et al. 2008; Lum et al. 2009; Gallagher et al. 2012).

This codebook outlines the set of TUFF procedures that have been developed, tested, refined, and implemented by AidData staff and affiliated faculty at the College of William & Mary and

¹ Russia does provide aggregate aid statistics to the OECD. However, it does not provide project-level data on outgoing Russian aid flows.

Brigham Young University.² We first employed these methods to achieve a specific objective: documenting the known universe of Chinese official finance projects in Africa from 2000 to 2011 (Strange et al. 2013). Since the launch of this dataset, we have applied the data collection procedures outlined in this document to track project-level development activities sponsored by four Gulf Cooperation Council donors (see Appendix O) and Venezuela. These data collection exercises have demonstrated that TUFF can be successfully applied to other official finance suppliers.

AidData coders follow a standardized set of procedures at each stage of the data collection process. By documenting each procedure in this codebook, we seek to expose our methods to external scrutiny and thereby collect constructive feedback that can be used to inform improvements to future version of the codebook. Since publishing our initial project-level dataset on Chinese official finance to Africa on china.aiddata.org in April 2013, we have received substantial feedback from users, which has in turn helped us to fine-tune our methods and enhance the accuracy, precision, and usefulness of the data we generate. We intend to continue improving the methodology based on constructive criticism and input from users of the data and other interested parties.³

Methodological Changes Since 1.1

Since the release of the 1.1 version of the TUFF methodology in January 2014, AidData has continued to refine its methodology by identifying new sources of primary data and identifying systematic sources of bias that can be corrected or minimized. The 1.2 version of the methodology reflects the following changes:

- 1) *Expanded universe of information repositories scraped by TUFF to include aid information management systems, Economic and Commercial Counselor websites, and more academic sources.*

Aid information management systems (AIMS) are rich sources of project-level information managed by recipient governments. Many of these systems are open to public users and provide detailed information about the status, size, and location of development projects. This

² AidData's TUFF methodology is based in part on the methodology developed by the World Bank's Public-Private Infrastructure Advisory Facility (PIIAF) (Foster et al. 2008).

³ Questions, comments, and feedback can be directed to the authors or data@aiddata.org.

information can be used to supplement existing records in the TUFF dataset or identify new projects, which do not appear elsewhere.⁴

Another additional information repository AidData has leveraged—specific to our Chinese official finance data collection efforts—are Economic and Counselor websites operated by the Chinese Ministry of Commerce. Like embassy websites operated by the Ministry of Foreign Affairs, these Economic and Counselor websites are recipient-specific and often contain press releases related to China’s economic activities in a given country, some of which qualify as sources of official finance.

Our team has also developed more rigorous methods for identifying academic articles that contain project-level official finance information. As with Factiva searches, RAs input a standardized, recipient-level search phrase into Google Scholar and then examine search output. Our team also employed snowball sampling, examining the citation list of each article we found for other potential project-level information repositories. For the “Chinese Official Finance to Africa” dataset, these improved methods resulted in the identification of more than 100 new academic journal articles, working papers and dissertations used to update information over 600 project records.⁵

- 2) *Improved data standardization by merging project fields with the potential to be coded non-systematically (specific to “Chinese Official Finance to Africa” project).*

We have merged several project variables that have proven problematic to code in a systematic manner. During an internal data quality audit, we found that idiosyncratic decisions made by individual coders had resulted in non-systematic coding of “in-kind” and “monetary” grants. Given that the Chinese government often relies upon “turn-key” projects—i.e., physical infrastructure projects that are funded by the Chinese government, constructed by Chinese firms, and handed over to the recipient government to maintain—it is often difficult to clearly differentiate between “in-kind” and “monetary” grants. To address this problem, our team created a single “Grant” variable and recoded all “in-kind” and “monetary” grants into the single “Grant” Variable.

⁴ It is important to note that not every developing country has an aid information management system and some systems are either poorly maintained or inaccessible to public users. As such, this step of the methodology is only implemented when it is feasible to do so.

⁵ Our team has found that academic articles do not generally contain new project records not identified in other information repositories; however, they usually do contain rich project details for activities that are already captured in the database.

- 3) *Developed project templates for recurring Chinese aid activities (See Appendix N for full details).*

For the “Chinese Official Finance to Africa” application of the TUFF methodology, we have designed several project templates to reduce coding inconsistencies that can emerge when different RAs create project records for similar activities. These project templates direct RAs on how to code certain recurring Chinese development activities like medical team, Confucius Institutes and Special Economic Zones. The templates specify specific database fields, which *must* be coded for certain project activities.

- 4) *Created automated coding rules related to specific funding agencies and project types and developed methods for identifying projects which violated these coding rules. (See Appendix N for full details).*

Another methodological innovation – that we have at present only applied to the “Chinese Official Finance in Africa” dataset – is the introduction of a series of automated decision rules, which are designed to identify and correct instances in which coders assign a project to an incorrect flow class or attribute an incorrect flow type to a funding agency. For example, China Development Bank (CDB) explicitly offers financing on commercial, rather than concessional terms. This means that all CDB financing should be assigned to the “OOF-like” flow class. Similarly, the China Export-Import Bank offers both loans and export credits at commercial and concessional rates, but does not offer grants or interest-free loans. A new automated coding rule has therefore been introduced to disallow the possibility of any grant or interest-free loan from the China Export-Import Bank.

The Two Stages of the TUFF Methodology

AidData’s TUFF methodology is divided into two stages, and also includes many supplementary steps that refine the data collection and organization process.⁶ Conceptually, the primary difference between Stage One and Stage Two is that the former focuses on general searches, while the latter is concerned with project-specific data. During Stage One, projects undertaken in a particular country and supported by a specific supplier of development finance—be it a sovereign government, multilateral institution, nongovernmental organization, or private foundation—are identified through [Factiva](#), a Dow Jones-owned media database. Factiva draws on approximately 28,000 media sources worldwide in 23 languages. Most of these sources are newspapers, radio and television transcripts. Next, RAs search relevant government websites including Chinese Embassy websites, Economic and Commercial Counselor websites recipient aid information management systems (AIMS) to identify other potential projects, which might have been overlooked by media sources.

In Stage Two, RAs conduct tailored searches on individual project records with Google and Baidu to confirm or disconfirm a project’s existence and refine the accuracy of a record. During these searches RAs can uncover additional (a) media reports; (b) other donor or recipient government documents—loan agreements, budget documents, project documentation; (c) country briefings from the IMF, World Bank or African Development Bank; (d) information from implementing company websites; (e) multimedia evidence of project activities—photos and YouTube videos; (f) and briefings or press releases for in-country NGOs. Finally, with country-level searches in Google Scholar, RAs identify academic articles that may have additional project-level aid information on a specific recipient.

In what follows, we provide a step-by-step guide documenting how to track underreported financial flows. After describing the core methodology, we provide a multitude of appendices to introduced supplementary steps in the TUFF process. Please visit china.aiddata.org for AidData video tutorials and a list of frequently asked questions on how to apply our methodology.

Stage One: Conducting Media Searches to Identify Potential Projects

*The objectives of Stage One are to identify potential projects within a defined research scope and standardize the initial information into discrete project entries. This entails performing general searches across several different information repositories. When creating these new project records prioritize the “Title” “Sector” and “Intent” variables, as these fields are important for subsequent rounds of searches, duplicates checks, and flow class coding. For the “Chinese Official Finance” project, use project templates contained in **Appendix N**.*

There are four distinct information repositories our researchers have searched during Stage One. Depending on the donor of interest, these information sources may vary.

I) Searching Factiva

The first step in Stage One is to access Factiva.⁷ Stage One searches are conducted for a single donor-recipient pairing at a time. Select both donor and recipient entities and establish a consistent set of “root search terms,” separated by “or” for each country. For example, root terms for Libya include “(Libya or Libyan or Liby* or Tripoli).”⁸ After the donor and recipient entities have been selected, connect both groupings of root search terms using “near5” in order to optimize results. “Near5” is usually preferable to other connecting terms, such as “AND”, because the search yield will only include articles in which the donor and recipient root terms are located within five words of each other. Insert these terms into the Factiva “Free Text Search” box.

After the donor and recipient terms are inserted, enter a set of “official finance keywords” into the search box as well as a specified date range. These keywords are donor-specific and created by AidData staff after performing preliminary research on a donor’s official finance activities. Before implementing a search phrase, a program manager will test it to ensure that it delivers relevant Factiva output.. The full list of aid keywords are given in the example search below. To select a search year in Factiva, select the *Enter Date Range* option in the search box and enter

⁷ A tutorial on the Factiva database is available [online](#).

⁸ Given that many development finance projects are announced in the capitals of recipient countries, it is often useful to include the recipient’s capital city in the recipient root terms.

January 1st and December 31st of the desired year as the start and end dates (e.g. “01/01/2010-12/31/2010”).⁹

Donor, recipient, aid keywords, and year are the four base search term groupings for Stage One searching. Other than the “near5” between donor and recipient root terms, groupings of base search terms are separated by “AND” in the search box. This means that within a media source, the base search terms can appear anywhere in the text and are not restricted to appear within five words around the donor and recipient root terms. Here are examples of base search terms that the team has for different projects

(China or Chinese or Chin) near5 (Angola or Angolan or Angol* or Luanda) AND (assistance or grant or loan or concession* or donat* or donor or interest-free or interest or preferential or joint fund or finance or package or aid)*¹⁰

(Venezuela or venez or Caracas) near5 (Cuba or cuba* or La Habana) AND (cooperación or cooperación técnica or coope* or colaboración or asistencia or asesoría or asesoramiento or asesor* or proyecto or programa or fondo or intercambio de expertos or intercambio de funcionarios or intercambio de experiencias or intercambio de conocimientos or pasantía* or seminario* or capacitación or proyecto* or programa* or socio* or ayuda mutua or becas or transparencia de conocimientos or financiación or financiamiento)*

(Saudi Arabia or Saudi or Saud or Riyadh) near5 (Recipient) or (assistance or assist* or grant or loan or concession* or donat* or interest-free or joint fund or package or aid or humanitarian or oil aid or saudi development fund or saudi red crescent or waleed or foundation or ministry)*

(Qatar or Qatari or Qatar or Doha) near5 (Bangladesh or Bangladeshi or Bangladesh* or Dhaka) AND (assistance or assist* or grant or loan or concession* or donat* or interest-free or joint fund or package or aid or humanitarian or oil aid or foundation or ministry or budget support or silatech or zakat)*

⁹ When performing Factiva searches, be sure that your search filters are standardized. In the “sources” field you should select “all sources.” In the “language” field you should select “English.” Sort search results chronologically to better organize workflow when scraping Factiva output.

¹⁰ Searches are conducted for media reports one year at a time, and thus “Year” is another base term. This variable needs to be set by the coder in Factiva, as stated above, but does not appear in the Factiva search box.

مساعدات or لا تنمية السعودية صندوق or السعودي الأحمر الهلال or طلال الوليد مؤسسة (near5 (ال يمن) AND (معوذة or خارجية مساعدات or إنسانية مساعدات or قرض or فقط (السعودية)

See Appendix G (Screenshot #1) for an example Stage One search input.

After clicking “Search,” Factiva will reveal the magnitude of media reporting on the donor-recipient pair in question for a given time period. Naturally, search yields vary in size depending on the scope and range of activities between the donor and recipient pair. Search yields merely represent the universe of news reports within Factiva, and not the true of amount of potential valuable media sources. Once generated, search yields should be sorted from “oldest to newest” to allow the coder to more easily identify and ignore duplicate reports.

The next step is to identify individual projects by extracting project-level information through examination of relevant media articles in the Factiva search yield. Throughout this initial process of turning search results into unique projects within a database, one should seek to “cast the net as widely as possible.” In order to ensure this “net” maximizes project-level data collection, it is important to:

I. Examine the title and passages where the base keywords are located within every article in the search yield to identify sources with potentially valuable and salient project-level information. Specifically, Factiva’s search page automatically prepares a 2-3 sentence preview of each media report, showing the relevant section of the media report where base search terms are found. Scan source previews that display a cluster of search terms, which potentially reference a specific project (and not, for example, a list of countries present at a multilateral meeting). The resource requirements for this process depend on the search yields for various donor-recipient pairings. Some pairings may generate under 100 articles for one year while others may generate over 50,000. It is critical that coders do not alter their data extraction approach—they must go through the same motions for the entire search yield, regardless of the quantity of articles.¹¹

See Appendix G (Screenshot #2) for an example of a Stage One search yield.

¹¹ To improve workflow for donor-recipient pairings with high search results, research assistants can break down a year into months or quarters and perform searches individually for those sections.

2. Read carefully through reports that have been identified as potentially containing valuable data. Typically one will need to open several articles simultaneously in new tabs.¹²

3. Extract data and create a new project entry on AidData's online database¹³ and paste the relevant contents (not the entire article) of the news article into the box labeled "Project Description," including in-text citation of the article title in parentheses. Enter values for all variables in the database where quantifiable data is reported for a project.¹⁴ All recipients should be listed for any article that mentions a project between one donor and multiple recipients. Because these initial project records serve as the foundation for subsequent research, it is important to present information in a clear and concise manner. A project titled "interest-free loan" provides less content than "MOFCOM offers 5 million USD interest free loan for school construction."

When creating project entries, use the following titling formula (this is only a title guide, if information is missing, adapt the formula):

[Donor Country or Organization] [Status] [Activity/Flow type] [Dollar Amount] [Recipient/Location]

Example: [Donor Organization] China EXIM Bank [Status] Pledges [Activity/flow type] Infrastructure Loan of [Dollar Amount] \$100 Million USD to Kampala Housing Project

It is also essential to code the status of newly identified projects correctly (see Appendix E for complete status coding guide). A project's status has implications for aggregate financial totals AidData reports and can influence Stage two searches.

4. Create a project entry for any and every potential project identified which *might be perceived* as a possible official finance project. This includes every project that is:

¹² Depending on customized personal settings, Factiva automatically logs users out after five minutes of inactivity.

¹³ AidData's web-based coding interface is available at china.aiddata.org. Researchers who are interested in replicating AidData's process need not use this particular interface to create and centralize project-level data. However, if one is working collaboratively with a team of researchers to build a single dataset, we strongly recommend use of a single, secure, customized, web-based database. Researchers who would like to explore the possibility of using AidData's web-based coding interface should send an email to info@aiddata.org.

¹⁴ See Appendix H for a detailed list of database variables.

- a. announced but not necessarily implemented
- b. vaguely identified and unable to be confirmed by only reading one report
- c. ambiguous as to whether it is an aid project or simply a non-concessional bilateral flow

See Appendix G, Screenshot #3 for an example of Stage One project data input.

5. Create a resource entry for each source used to identify a project, filling each field (title, source URL, resource type, author, publisher, publish date, and publisher location) when the information is available. When saving a resource from Factiva, or any other site behind a pay wall, click the “Don’t fetch this resource” marker. The “fetch” feature will save the HTML of the resource URL to preserve its information, in case of site crash or removal of the resource. Resources are stored independent from project entries, allowing multiple projects to be linked to a single resource.

6. Create a project title. Titles provide information about projects without requiring users to open the actual project record. As such, they should be succinct and effective, providing the most important information in a small space. Generally, researchers should follow the following design when creating a project title:

Funding Organization + Flow Type + Project Activity + Project Name

Sometimes there may be no specific organization named. In these cases there is no need to write "China" or "Chinese government," which would be redundant since that information is already available in the “Donor” field. Moreover, sometimes the flow type and/or project name are also uncertain. If flow type is unknown, use a generic term like "fund" or "finance." If the specific project name is unknown, use (prioritized in this order) subnational location, capacity or amount to distinguish the project title from other records.

Examples:

“Exim Bank export sellers credit for Nam Mang 3 Hydropower Station (南梦3水电站)”
(#38674)¹⁵

"200,000 USD cash grant for tsunami relief" (#34960)¹⁶

¹⁵ When it is known, include the Chinese name of the project. This will facilitate future searches.

¹⁶ Unless otherwise specified, titles assume that the government of the official financier is the funding agency.

" Donation of 30 Fire Trucks in Phnom Penh" (#33134)

" Chinese Firm Donates to Schools in Abuja" (#31016)¹⁷

2) Searching Donor Government Information Systems

This purpose of this step is to gather project-level official finance data made available by donor. This may seem counterintuitive since the TUFF methodology targets suppliers of official finance who generally do not publish much information about their overseas activities; however, many donors do still provide some information that can enhance the quality of existing project records and help identify other potential projects. While this information is rarely comprehensive, it is still useful to collect.

Solely using media reports to track official finance creates the risk of misinterpreting information, particularly for non-DAC donors who often administer official finance through modalities poorly understood by Western observers. For example, media outlets often report on “megadeals” emerging donors offer to various African governments. These multi-billion-dollar deals are usually announced with much fanfare at press conferences, but careful qualitative research has shown that a significant number of these deals are eventually cancelled, mothballed, or scaled back (Brautigam 2011a). Without making a concerted effort to “follow the money” from a project’s initial announcement to its implementation, one runs a serious risk of over-counting (Brautigam 2011a).

To overcome the problems associated with overreliance on media reports, the TUFF methodology also employs targeted searches of donor and recipient government websites for project information. While such “.gov” sources, which include embassy cables, press releases, annual reports, and ministry websites, usually do not contain *comprehensive* project-level information, they enhance data quality by providing technical details lacking in media reports.

To effectively collect relevant information from official sources, RAs must first become familiar with the development agencies active in a recipient country and the recipient government ministries that manage development finance inflows. To identify the ministries or agencies of interest, examine the administrative structures of the donor and recipient of interest. For the “Chinese Official Finance to Africa” data collection exercise, we identified several rich sources of project-level information published by both donor and recipient governments. China publishes detailed information about development activities on country-specific embassy (operated by MFA) and Economic and Commercial Counselor websites (operated by

¹⁷ By including “Chinese company,” we can signal that this is an unofficial project even if the specific funder is not known.

MOFCOM). For another TUFF data collection project tracking Saudi aid, we found that the Government of Saudi Arabia issued press releases about external financing on its US embassy webpage. When scraping government information systems, it is important to perform extensive desk research in advance of data collection to identify all possible information repositories.

We also identified recipient-managed Aid Information Management Systems as another rich source of project data. These government operated information systems may vary when applying TUFF to other donors.

Searching Government Websites

To web-scrape an embassy website, review each page for development project announcements or updates in both the donor language and English. The pages for news/press releases, “Economic and Trade Relations,” and “Other Exchanges and Cooperation” are the most valuable pages for Research Assistant (RA)’s to review. For Economic and Counselor websites, the pages “Bilateral Cooperation” “Commercial News” and “Bilateral Visits” contain the most valuable project information.

To web-scrape these pages, repeat steps 1-6 from Factiva searches.

Important Note: Do not assume that the English language versions of the website will contain all the information as the native language version. This means that RAs must perform web-scraping in both languages.

3) Searching Recipient Information Systems

Many developing countries track and publish information about incoming aid flows through aid information management systems (AIMS). Many of these systems are publicly available and offer detailed information about individual projects. Given the diversity of reporting systems, there are several strategies to extract project information (see Appendix K for screenshots of the different processes).

Export full AIMS dataset as a spreadsheet to data mine

AIMS will typically allow users to export project records as a csv. file. Once a project manager or senior RA has generated this export, RAs can input project information into new records or update existing entries. RAs should adapt steps 2-6 from Factiva data entry to create these project records.

Generate records directly from aid information management system

A few AIMS do not enable public users to export tailored spreadsheets. For these systems, RAs must pull information directly from AIMS project pages. To do this, RAs must first filter projects for the donor of interest. Next, RAs must access the individual project entries for each aid activity. This “long-form” entry contains the same type of information as a database export, but is not formatted as a spreadsheet. RAs should adapt steps 2-6 from Factiva data entry to create these project records.

In addition to formal AIMS, some recipient ministry websites can also provide valuable project information. Annual reports from the Ministry of Finance or Treasury can contain valuable information on outstanding debt to donors or loan conditions for specific projects. Ministry of Transport or Energy websites will often contain press releases or documentation related to large infrastructure projects. While the availability and detail of these reports varies across recipients, this step is vital for uncovering more accurate and specific details on major projects.

After you have entered your search term into Google, type “site:” (without the quotes) followed immediately by the URL of the website you want to search for information. Example search term: “debt loan outstanding site: <http://www.minfin.gv.ao/>”

Keywords for targeted ministry searching can include, but are not limited to: Donor, Export-Import, debt, loan, credit, dam, road, highway, MoU. It is important to note that not all recipient ministry websites will be equipped for this type of web-scraping. If a government publishes PDFs which are not machine readable a research will have to download and search government documents manually.

4) Searching Google Scholar

Researchers can also search Google Scholar to extract project-level information from academic articles and high-end publications. Follow the general order of search keywords (see Appendix J for instructions on how to search for articles in Google Scholar):

[donor country] OR [donor demonym] OR [donor countr*] AND [recipient country] OR [recipient demonym] OR [recipient countr*] OR [capital of country] AND assistance OR grant OR loan OR concession* OR donat* OR donor OR interest-free OR interest OR preferential OR "joint fund" OR invest* OR finance OR package OR aid

Stage Two: Enhancing Data Quality Through Targeted Searches

The objectives of Stage Two are to triangulate project information gathered in Stage One and perform final quality assurance checks to prepare data for publication. During Stage Two, RAs should prioritize writing a clear and concise project description, confirming “Transaction Amount” or finding one if it is blank, and populating any missing fields. RAs should remember that all fields coded during Stage One are subject to change if new information becomes available during subsequent rounds of searching.

After “casting the data collection net” as widely as possible in Stage One and entering search results into standardized project pages, Stage Two involves searching for additional information about each project identified during the initial rounds of data collection, and refining each project record based on the most reliable information that is accessible. This is achieved by drawing upon various information repositories and search engines including Google, the primary search engine used in the donor country, academic articles identified through Google Scholar, and recipient ministry websites.¹⁸ Detailed searching considerably narrows search yields compared to Factiva, helping to pinpoint resources related to specific projects and extract valuable data needed to fill remaining information gaps. In many but not all cases, Stage Two searching facilitates the accurate categorization of projects according to their concessionality, intent, and type of financing agent. It also helps reveal whether certain projects actually exist and have been implemented and completed, allowing coders to remove records that are not actually projects and avoid mislabeling a project that has merely been announced as one that has already occurred. During Stage Two coders must also eliminate duplicate records and add new projects that are identified while searching for finer-grained data on projects from Stage One.

While performing Stage Two, it is critically important for RAs to bring a critical eye to *all* information about a project captured during the first round of searches, especially when that information is initially sourced from media reports. Oftentimes the media will conflate the face value of a project with a donor’s financial contribution to that project. For large projects in particular (\$1 billion+) this assumption is problematic because it creates the risk of unfairly inflating a donor’s financial commitment to a recipient. For projects simply announced in media reports, RAs should prioritize finding updated information about that activity, not simply finding additional sources covering the initial announcement.

¹⁸ Stage Two Google searches should be complemented by similar web searches through the primary search engine used in the donor country (see Appendix B). For the Chinese official finance pilot we used Baidu. Regional subsidiaries of Google, such as Google China (google.com.hk) and Google South Africa (google.co.za) also yielded results more targeted to some projects, but were not systematically searched.

The general strategy in Stage Two is to isolate a specific project by searching for *idiosyncratic terms* related to a project. Idiosyncratic terms may relate to the nature of the project, its capacity or financial value, sub-national location, sector, donor and/or recipient organizations involved, and/or precise announcement/start/end dates related to the status of the project (see Appendix G, Screenshot #4). For example, if a media report states that the China Overseas Engineering Corporation (COVEC) is implementing the construction of a hospital in Angola (ID #4), then “China Overseas Engineering Corporation,” “COVEC,” “construction,” and “hospital” are all potentially useful search terms.¹⁹ Update individual project records in the database as new information is found during Stage Two. See Appendix G (Screenshot #5) for an example Stage Two project record.

Follow the below guide for detailed step-by-step instructions for targeted Google Searches.

i. Stage Two: Google Searches

1. Locate Donor and Recipient Sources for Projects Identified through

International Media Reports: Isolate all projects that have been identified in Stage One using any media sources. Attempt to identify additional donor-based or recipient-based sources confirming the existence of these projects. This can help increase credibility by verifying projects identified through sources outside the donor-recipient bilateral relationship.

2. Turn off Custom Results and Personalized Searches:

A. Clear and pause your Google web search history to stop "Customized Searches"

<http://www.google.com/history>

B. Turn off personalized results

<http://support.google.com/accounts/bin/answer.py?hl=en&answer=54048>

¹⁹ Ultimately, the process of filling data gaps in Stage Two should concentrate on "high priority" variables, as defined by the coder(s). For example, a research project focused on tracking Venezuelan-financed infrastructure in Latin America might care more about identifying the sector of every project entry. On the other hand, a research project estimating the total amount of Saudi Arabian foreign assistance given to Yemen may prioritize financial values over sector.

Employ the search tactics detailed below in steps 4 and 5 to determine the order of search keywords.

3. Follow the general order of search keywords: Coders should follow this general order of search keywords below when performing Stage Two on Google and other search engines:

Donor Country (*Can be left out if have donor organization or official*) + **Recipient Country** (*Can be substituted for capital or left out if have subnational location*) + **Project Name** + **Organizations Involved in Project** + **Subnational Location(s)** + **Contact Name(s)** + **Number/Amount(s)** + **Year**

Criteria for Term Inclusion in Project-Specific Search

In order to minimize the number of irrelevant sources in a search yield, follow these criteria to determine which idiosyncratic terms should be employed to search for a given project ID:

- If one has information about the development finance institution and/or specific officials that can be used in the search, then one should include that information and leave the donor country name out of the search. However, if the database indicates that the development finance institution identified has multiple projects in one recipient country, then it may not be helpful to add the organization name as a search term. This means the organization name is no longer an “idiosyncratic term.” In such instances, the organization name may be excluded and the “donor” name included.
- If one has information about the specific project name, subnational location(s), recipient organizations and/or officials that can be used in the search, then one should include that information and leave the “donor” country name (e.g. China, Venezuela) out of the search. However, if the subnational location identified is the capital or a city with a high level of donor and/or development finance activity, then it is generally not helpful to use the location as a search term, and this variable may be excluded. The “donor” country name should be retained.

After submitting your search terms, scan the search yield for potential sources of project-level information, just as you did in Factiva during Stage One. Once Stage Two searches no longer reveal useful information for the project, begin to input data into the project record. These project data include: project description, flow type and flow class (see Appendix D), donor intent (Appendix F), year, transaction amount, CRS sector (Appendix H), and links to all sources which contained valuable information.

Additional Complementary Steps

Steps 4-6 below were discovered to help streamline and focus Stage Two searches, but they were not applied systematically from the start of the Chinese Official Finance to Africa pilot.

4. Connect search terms inputted into Google: The structural design of Stage Two Google searching should mirror Stage One Factiva searching. The “AROUND(#)” function of Google operates similarly to the “near” feature in Factiva (see page 9), and as such should connect Stage Two search terms.²⁰ For example:

"china OR chinese AROUND(3) niger OR nigerien" AND "Niamey" AND "power" OR "electricity"

This returns results with “china” or “chinese” within three words of “niger” or “nigerien” AND the exact word “Niamey” AND any of the “OR terms” exactly as they are typed.

"china OR chinese AROUND(3) niger OR nigerien" AND "Niamey" AND ~power OR ~electricity

These search criteria return results with the country terms AND the exact word “Niamey” AND any of the “OR terms” (as well as synonyms of “OR” terms).²¹

*Note: you *cannot* include spaces in the donor or recipient “OR terms” in Google searches.

5. Use date inputs in Google: If more than 20 unique sources are found in the search yield, the following methods can be applied to target certain time periods:

- A.** If you know that a project occurs within a certain timeline, or your search is being ‘overshadowed’ by a similar project within the same timeframe:²²
- a. On the left-hand side of your search page, click “Show search tools”

²⁰ This feature of our methodology was added during the pilot project, and many Stage Two searches did not use the “AROUND(#)” function in Google. Early searches were performed using “AND”.

²¹ See <http://googlesystem.blogspot.com/2010/12/googles-around-operator.html> for details.

²² Of course, a media report from one year often provides data on projects started and completed in other years, so it is important not to confine results too much. This technique should mainly be used to get around obstacles such as “overshadowing.”

- b. Click “Custom range...”
 - c. Enter the dates you want to search within
 - d. Choose whether to sort by relevance or by date
- * *Note: This search will exclude results without date information*

B. If you are looking for the most recent information on a project to determine its current status:

- a. On the left-hand side of your search page, click “Show search tools”
- b. Choose whether you want to search within the past year, month, or week
- c. Click “Sorted by date” to get the newest results at the top

**Note: This search will exclude results without date information*

6. Search within websites: If you discover a website which requires special examination for project information:

- a. After you have entered your search term into Google, type “site:” (without the quotes) followed immediately by the URL of the website you want to search for information. Example search term: “Hu Jintao Seychelles loan site: www.gov.mu.”

ii. Stage Two: Donor Search Engine

I. Like targeted Google Searches, RAs can use donor search engines uncover additional project information. Use the donor’s native search engine (for example Baidu) when available. If the donor does not have a native search engine, use the donor’s in-country Google server and perform searches in the donor’s native language. Coders should follow this general order of search keywords when performing Stage Two donor search engine searches:

Donor Country *(Can be left out if have donor organization or official)* + **Recipient Country** *(Can be substituted for capital or left out if have subnational location)* + **Project Name** + **Organizations Involved in Project** + **Subnational Location(s)** + **Contact Name(s)** + **Number/Amount(s)** + **Year**

Writing Project Descriptions in Stage Two

Below is a basic template for writing project description paragraphs used by AidData coders:

- **Sentence 1:** Date of agreement and nature, scope, location, and overall cost of project
- **Sentence 2:** Who (organizations and individuals) is doing what? What are the financial details?²³ **Sentence 2b:** *(If applicable)* Unique piece of information about project that does not fit nicely into the data collection interface (e.g. China is not the only funder.)²⁴
- **Sentence 3:** What is the current state of the project according to the most recent sources? What key details still need to be obtained?
- **Sentence 4:** *(Separate from main paragraph, if necessary)* Is this project connected to any other projects? If so, use the labeling convention (possible linked to project ID#....) in the title and description. For easily confused projects, often ones which are linked to each other, also use the description paragraph to explain why the project is distinct from similar records. For instance, linked projects could be different financing modalities for various phases of the same construction project, or “child” records of a more general “parent” project. In addition, if a project is likely to be a recurring project or is a part of a series of projects, write this in the description. Examples may include medical teams, peacekeeping taskforces, annual scholarships, technical training, youth volunteers, and friendship construction projects such as bridges and hospitals.

Note: Even for vague projects it is still necessary to write the project description. For especially vague projects, a 1-2 sentence summary will suffice. Similarly, complex project IDs, such as an agreement for a multi-billion dollar loan encompassing many unique projects, often require multiple paragraphs to adequately document (see project ID #2034). Paragraphs should be written once the project variables are established using all available data sources.²⁵

²³ Financial amounts are to be denominated in the currency used by the most “reliable” resource (see Appendix I for our ranking of resource reliability).

Appropriate labeling convention for financial amounts is as follows: Numeric value, Units (thousand/million/billion), Currency.

²⁴ At the start of the Chinese Official Finance to Africa data collection initiative, research assistants were instructed to collect information on whether projects were “tied” to the purchase of goods and services in the donor country, and input this information into the project description. As it became clear, media sources generally did not report whether a Chinese project was “tied” or not, this variable was dropped and no longer collected. However, this information remains in project descriptions for many records.

²⁵ If an ID already contains more than one source, it is generally most efficient to combine existing sources for a project ID and write the project description paragraph before actually performing Stage Two. This ordering allows the coder to first identify the information gaps and then proceed with Stage Two searching accordingly.

STAFF_NOTES: When writing a project description at the end of Stage Two, it is also vital to capture *any* information gaps associated with project records in a staff note. These meta-data are vital to present outside users with an accurate picture of the available information on a project. For example, if there is conflicting information about a project's financial value make this explicit in a staff note. These notes have an ancillary benefit of conveying information gaps to future researchers to address.

When writing a staff note, use the following labelling convention at the bottom of a project description:
STAFF_NOTE:

Example Project Description: ID #17832

Sentence 1: In 2011, Kenya secured a grant worth 1.5 billion KES from the China Development Bank to increase housing units in Kenya.

Sentence 2: The funds were planned to be used to put up 800 residential units in Kisumu and hostels for female students at Masinde Muliro University in Kakamega.

Sentence 3: The Ministry of Housing said they were seeking contractors to complete construction within a year, but the current status and start and end dates are unknown.

Sentence 4: May be linked to project ID #810.

Sentence 5: STAFF_NOTE: Current project status unknown.

Data Entry FAQs:

How should I handle “omnibus” agreements that comprise several smaller subprojects?

When dealing with a large loan or grant that will cover multiple projects, you may only break up the "omnibus project" record into smaller records if you have amounts for *all* of the smaller projects.²⁶ Otherwise, one incurs the risk of double-counting certain components of the financial commitment. There must be explicit evidence that each smaller project is indeed a component of the larger “omnibus” project. These subcomponent amounts must sum up to the value of the omnibus project. If there is not enough information to split the project, retain the same omnibus project and write a longer project description detailing each known subcomponent. If projects can be split into individual subcomponent project ID’s, then keep the “omnibus,” broader record active as well for reference purposes, but remove the transaction amount to avoid counting the same financial flows twice.

- ***Split the package into its constituent subcomponents when...***
 - You find amounts for each subcomponent project, and these parts add up to the total package amount
- ***The package deal ("parent project") subsumes a subcomponent ("child project"), creating a merged record when...***
 - There is **explicit evidence** in a source document suggesting the subcomponent project falls within the larger package agreement
 - In this case, the child project record is deactivated
- ***The package deal and subcomponent records are kept separate when...***
 - No evidence can be found linking the subcomponent to the larger package (same sector and same funder does not count as evidence, as they may be separate commitments)

--OR--

²⁶ An omnibus project may also be known as a “package agreement,” or a “parent project” containing multiple “child projects.” In these deals the total sum of all project amounts is usually committed by the donor, thus receiving a status of “Pipeline: Commitment.” However, “framework agreements” were treated as non-legally binding pledges, in that the sum of all project amounts was an agreed guideline, but not a firm commitment by the donor.

- There is evidence linking all possible subcomponent projects to the larger package, but the combined values of the subcomponents do not match the reported value of the total package agreement
 - In this case, possible subcomponent/package projects are linked in the description, with a warning on possible double-counting

What should I do with projects that have multiple donors?

When you identify a project with multiple donors, do not remove it from the database. Indicate in the description that it is not bilateral; these projects can be isolated into a separate category and used for other research purposes.²⁷ If the project has multiple donors and the individual donor commitments cannot be isolated, mark “is cofinanced.” Only enter the financial commitment of the donor of interest into the “Transaction Amount” field. Other commitments can be captured in the description. Add all financing agencies in the “Organizations” field.

What should I do with projects that have multiple recipients?

When you identify a project with multiple recipients during Stage One or Stage Two searching, (a) take the financial amount out of the “Amount” box if this has not already been done keeping the financial information in the “Description” field and (b) in addition to individual countries, add “Africa, regional” as a recipient. Depending on the focus of the data collection project, additional “regional variables” may be possible, such as “South America, Regional” or “Eastern Europe, regional.”

Once you have performed these tasks, conduct Stage Two searching for each recipient country mentioned in the project record, adding any additional sources to the record. After you have completed Stage Two searching, indicate in the “Description” field if you have been able to attach a specific financial value to the portion of the project going to the selected recipient, making sure to also include the original total amount for the multi-recipient project in the project description. At the conclusion of Stage Two, a program manager will reassess multi-recipient project entries on a case-by-case basis and disaggregate such projects as information allows.

²⁷ This is an issue of preference and thus only a guideline for AidData research assistants using this codebook; some researchers may simply choose to discard projects with multiple donors.

How can I track project status when the completion of some projects is unlikely to be publicly announced?

For some forms of official finance, the status of the "project" is difficult to ascertain as media sources typically only report the announcement, not the completion, of financial transactions. For "one-off" financial transactions, such as debt relief and debt rescheduling, the "project" in question should be coded as "Completed" even if a completion announcement cannot be found. This is the default status for these "one-off" project types unless coders identify explicit evidence that the transaction has been cancelled or not honored for some other reason. Such transactions are relatively instantaneous in nature compared to projects that involve the provision of goods and services that take a finite period of time to complete, such as the construction of a hospital or the deployment of a medical team. We acknowledge this practice introduces the possibility of over-counting the amount of completed projects and development finance. For all projects that require multiple financial transactions or the provision of goods and services, the project status should be noted as "pipeline" if only the announcement can be found. See Appendix E for guidance on how to distinguish between "Pipeline: Pledge" and "Pipeline: Commitment".

What projects should be "linked" in "Project description?"

Do not only link multiple projects that are announced at the same time—e.g. a single announcement that introduces three distinct cooperative agreements. Also link inter-related projects that have a connection, as this can improve our understanding of each of the linked projects. For example, one project may be the direct or indirect result of another project (e.g. success in of official financing for constructing a Nigerian power plant in 2002 [ID # 27948] led to upgrades of the facilities through foreign direct investment in 2010 [ID #28087]).), or one project ID may be for a single commitment within an "omnibus" agreement that has been split into multiple records. In cases such as these, the records should be "linked."

What do I do if I encounter a project that only has sources in a language that I cannot understand, e.g. Chinese, Spanish, Arabic, or Portuguese?

Copy the project ID number and send it to your senior RA or program manager. They will reassign the project to someone with the requisite language skills.

How much time should I spend per project on Stage 2?

About 20 minutes on average. 15 minutes for shorter projects and 30 minutes max for anything. Generally you will spend 30 minutes on projects with larger financial flows.

However, we want high quality project entries, so don't worry if you spend a bit more time.

If China is providing a grant for a president for the rehabilitation a presidential lodge (palace, residence), what should be the intent and CRS sector? (See #34598)

The methodology prescribes that such a project is development intent with Government and Civil Society as the CRS sector.

If refugee aid is being granted one country to assist refugees from another country, who should be the recipient?(See #34489)

The recipient should be listed as the host country initially receiving the aid inflows, not the country whose citizens have sought refuge in the host country.

Finding New Projects through Stage Two Searches

Undertaking Stage Two searches for a previously identified project often results in information about a new project that was not identified during Stage One. When this occurs, we recommend returning to Factiva and searching for additional information regarding these “snowballed” projects. New projects should receive Stage Two search treatment in both Factiva and Google (as well as the relevant donor search engine).

Data Quality Assurance

Data quality assurance exercises are essential to identify and correct errors made during data collection. This section provides a discussion of the methods employed by AidData to help correct deficiencies in project records.

AidData staff perform rigorous data quality assurance exercises following the conclusion of Stage Two searching. These include megadeal checks, flow class arbitration, least verified project checks, illogical combination checks and duplicate checks. For complex project records, staff has inserted metadata to provide further details on creation of the project record itself. These metadata begin with “STAFF_NOTES:” in the project description.

i. “Megadeal” Checks

A program manager or senior RA reviews all official finance projects with reported financial commitments greater than or equal to \$100 million USD for accuracy and missing information. A program manager also reviews all records greater than \$5 billion USD for accuracy and missing information.²⁸ A senior RA or program manager will also review all project records initially marked as “suspicious” during the Stage Two searches and update records as needed.

For these “high-value” projects, staff reviewed and augmented existing records to ensure that:

- All fields were filled as completely and accurately as possible.
- Resources provided corroborating evidence and did not conflict.
- The description and financial amount of the project accurately represented the information contained in the media source related to that project.
- The project description was detailed and correctly formatted.
- There was evidence that a formal agreement to execute the project was signed.
- There was no evidence the project was suspended or cancelled.
- The official finance transaction reported in the record did not contain other project records, nor was the official finance transaction contained in another record.²⁹

As an additional quality check, coders perform a final round of verification exercises for the largest 10% of projects in a particular dataset—ranked by committed financial value—to ensure these projects were coded accurately for all variables. A team of two coders should independently review the accuracy of each project’s description, source documentation, intent, flow_class and flow_type codes, and currency conversion. During the discussion of each project, coders are required to collectively agree that all variables were accurately recorded before moving to the next project.

ii. Flow Class Arbitration

²⁸ Billion-dollar projects were split into smaller records for each sub-component when exact amounts for each of sub-component could be confirmed through targeted searches.

²⁹ If the project had multiple components, the various components were not broken out into distinct projects. If we encountered clear evidence that two records, record A and record B, represented the same project, unique information in record A was merged into record B, and record A was marked “inactive.” The goal of this exercise is to avoid double counting while maintaining a valid, comprehensive scope.

The flow class variable is essential to correctly calculate total official financing from a donor (see Appendix D for full flow class coding methodology). As such, it receives two rounds of coding from different researchers. When RAs disagree on a flow class, the project goes to a senior RA or program manager for arbitration. The program manager will review *all* project resources and make a final determination on flow class.

iii. Least Verified Checks

Before publishing a final dataset, researchers make a final attempt to find verification for single-sourced projects. Because single source projects are generally small projects unlikely to be featured in media or government sources, there are strong diminishing returns to additional searches for these projects. To optimize resource allocation during this step of the process, the program manager will rank single-sourced projects by financial amount, prioritizing projects with larger financial amounts. RAs will also follow a strict time limit of ten minutes per project when looking for additional sources.

iv. Logical Inconsistency Checks

Flow class coding is contingent on how the flow type, intent, and grant element variables are defined; RAs must check a dataset for values assigned to different variables for an given project that are logically inconsistent (See Appendix D for flow class definitions and illogical combinations). For example, export credits by definition cannot be counted as an ODA-like flow regardless of its level of concessionality. To uncover logically inconsistent values assigned to different variables for an individual project, first conduct a targeted query of the dataset for the following logical inconsistencies (See Appendix N for full details).

Once the program manager has identified coding errors, a RA will review each project record to identify where the illogical code assignment occurred. RAs should review each resource and look for the underlying source of the mistake.

v. Duplicate Checks

In light of the fact that the TUFF methodology draws information from a range of sources and tracks development projects over time, there is a risk of double counting projects (whether from capturing announcements of commitments and implementation/completion or capturing sub-components of a larger deal). Duplicate records may exist in the database prior to publication for several reasons. First, at first glance coders may not recognize two identical projects that use different financial currencies. Another possibility is that certain project records are overly vague which makes duplicate identification very difficult. There may be more than one name for a single project. To reduce the likelihood of double-counting, the TUFF methodology includes a round of duplicate checks before the release of a new dataset.

Searching for Duplicates

To check for duplicates, first filter the dataset by recipient and sector. For all recipients the following sectors should be examined: emergency response, communication, education, energy generation and supply, government and civil society, health, other multisector, transport and storage, industry, mining, and construction. Projects with the sector label “Unallocated/unspecified” should also be examined in case they can be reallocated to other sectors. In addition, RAs should check whether there are a high number of projects for specific recipients in other sectors, and proceed to check those sectors as well. Examine the Title, Description, and Transaction amount of each project entry to identify potential duplicate records. For any potential duplicate projects, examine each resource to determine whether the projects are really capturing the same flow. At this stage, the commitment date, start date, implementing agency, and contacts are particularly helpful to reveal duplicate records.

Deactivating Duplicates

Once a duplicate record has been identified, the researcher should select one of the two projects to serve as the active record (alpha) and deactivate the other project (beta). Before deactivating the project, transfer any relevant project information to the alpha record along with any resources from the beta record.

Additional Notes on Duplicate Records

Different emergency aid projects with same financial value are not necessarily duplicates, as one could be an in-kind grant and the other could be a cash grant. Projects that are recurring, such as scholarship programs or health teams, are not duplicates. Make sure the commitment year and the description is different for each individual project. Sometimes projects with different commitment years can still be duplicates of each other because the “commitment year uncertain” marker could be checked. Different financial commitments for a single physical project are not duplicate records, and should be separate but lined projects. Be sure to change the title of the deactivated project by writing “duplicate of #project number” so that in the future RAs can ascertain why the project has been deactivated.

References

Brainard, Lael and Derek Chollet. 2007. Development's Changing Face: New Players, Old Challenges, Fresh Opportunities. Scene-Setter for 2007 Brookings Blum Roundtable.

Brautigam, Deborah. 2010. China, Africa and the International Aid Architecture, Working Papers Series N° 107. Tunis, Tunisia: African Development Bank

Brautigam, Deborah. 2011a. "Chinese Development Aid in Africa: What, Where, Why and How Much?" in *China Update 2011*, edited by Jane Golley and Ligang Song. Canberra, Australia: National University.

Brautigam, Deborah. 2011b. Aid 'With Chinese Characteristics': Chinese Aid and Development Finance Meet the OECD-DAC Regime. *Journal of International Development* 23(5).

Corking, Lucy. 2011. Redefining Foreign Policy Impulses toward Africa: The Roles of the MFA, the MOFCOM and China Exim Bank, in: *Journal of Current Chinese Affairs*, 40, 4, 61-90.

Downs, Erica. 2011. "China Development Bank's Oil Loans: Pursuing Policy – and Profit." *China Economic Quarterly*. 15.4 (2011): 43-47.

Drakos, Konstantinos. 2007. The Size of Under-Reporting Bias in Recorded Transnational Terrorist Activity. *Journal of the Royal Statistical Society: Series A (Statistics in Society)* 170 (4): 909-921.

Drakos, Konstantinos and Andreas Gofas. 2006. The Devil You Know but Are Afraid to Face: Underreporting Bias and its Distorting Effects on the Study of Terrorism. *Journal of Conflict Resolution* 50(5): 714-735.

Djankov, Simeon and Bernard Hoekman. 2000. Foreign Investment and Productivity Growth in Czech Enterprises. *World Bank Economic Review* 14(1): 49-64

EM-DAT. 2012. EM-DAT: The OFDA/CRED International Disaster Database – www.emdat.be. Brussels, Belgium: Université Catholique de Louvain.

Fengler, Wolfgang and Homi Kharas. 2010. *Delivering Aid Differently: Lessons from the Field*. Washington D.C.: Brookings Institution Press.

Foster, Vivien, William Butterfield, Chuan Chen, and Nataliya Pushak. 2008. Building Bridges: China's Growing Role as Infrastructure Financier for Sub-Saharan Africa. Washington D.C.: World Bank/PPIAF.

Gallagher, Kevin P., Amos Irwin, and Katherine Koleski. 2012. The New Banks in Town: Chinese Finance in Latin America. Washington D.C.: Inter-American Dialogue.

Hendrix, Cullen, Idean Salehyan, Jesse Hamner, Christina Case, Christopher Linebarger, Emily Stull, and Jennifer Williams. 2012. Social Conflict in Africa: A New Database. *International Interactions*. 38 (4): 503-511.

International Development Association (IDA). 2008. Aid Architecture: An Overview of the Main Trends in Official Development Assistance Flows. Washington D.C.: World Bank.

Jácome, Francine. 2011. Petrocaribe: The Current Phase of Venezuela's Oil Diplomacy in the Caribbean. Policy Paper 40. Bogotá, Colombia: Friedrich-Ebert-Stiftung.

James, Ian. 2011. Haiti Leader Says Venezuela Aid is Key. *Associated Press*. December 4, 2011.

Kharas, Homi. 2007. Trends and Issues in Development Aid. Washington D.C.: Brookings Institution.

King, Gary and Will Lowe. 2003. An Automated Information Extraction Tool for International Conflict Data with Performance as Good as Human Coders: a Rare Events Evaluation Design. *International Organization* 57(3): 617-42.

Klein, Michael and Tim Harford. 2005. *The Market For Aid*. Washington D.C.: International Finance Corporation.

Leetaru, Kalev. 2010. The Scope of FBIS and BBC Open-Source Media Coverage, 1979-2008 (U). *Studies in Intelligence* 54 (1): 17-37.

Lum, Thomas, Hannah Fischer, Julissa Gomez-Granger, Anne Leland. 2009. China's Foreign Aid Activities in Africa, Latin America, and Southeast Asia. Congressional Research Service Report for Congress, February 25, 2009. Washington D.C.: Congressional Research Service.

Manning, Richard. 2006. Will 'Emerging Donors' Change the Face of International Cooperation? *Development Policy Review* 24: 371-385.

McCarthy, John D., Clark McPhail, and Jackie Smith. 1996. Images of protest: Dimensions of Selection Bias in Media Coverage of Washington Demonstrations, 1982 and 1991. *American Sociological Review* 6(3): 478-99.

Musakwa, Tendai. 2013. Deborah Brautigam Discusses Doing Research on China-Africa Relations. The China-Africa Project. Interview transcript available at <http://www.chinaafricaproject.com/deborah-brautigam-discusses-doing-research-on-china-africa-relations/>.

OECD. DAC Glossary of Key Terms and Concepts. Available at <http://www.oecd.org/development/stats/dacglossaryofkeytermsandconcepts.htm>.

OECD. 2008. "Is it ODA?" OECD Factsheet November 2008. <http://www.oecd.org/investment/aidstatistics/34086975.pdf>

Raleigh, Clionadh, Andrew Linke, Håvard Hegre, and Joachim Karlsen. 2010. Introducing ACLED: An Armed Conflict Location and Event Dataset. *Journal of Peace Research* 47(5): 651-660.

Reeves, Andrew, Stephen Shellman, and Brandon Stewart. 2006. Fair & Balanced or Fit to Print? The Effects of Media Sources on Statistical Inferences. Paper presented at the International Studies Association conference, 22– 25 March 2006, San Diego, CA.

Severino, Jean-Michel and Olivier Ray. 2010. The End of ODA (II): The Birth of Hypercollective Action. Center for Global Development Working Paper 218. Washington DC: Center for Global Development.

Shellman, Stephen. 2008. Coding Disaggregated Intrastate Conflict: Machine Processing the Behavior of Substate Actors Over Time and Space. *Political Analysis* 16:4 64–477.

Schrodt, Philip A. and Deborah J. Gerner. 1994. Validity Assessment of a Machine-Coded Event Data Set for The Middle East, 1982–1992. *American Journal of Political Science* 38(3):825–54.

Schrodt, Philip A., Erin M. Simpson, and Deborah J. Gerner. 2001. Monitoring Conflict Using Automated Coding of Newswire Sources: A Comparison of Five Geographical Regions. Paper presented at the PRIO/Uppsala University. Uppsala, Sweden 8–9 June 2001.

Strange, Austin M., Vijaya Ramachandran, Brad Parks, Michael J. Tierney, Axel Dreher, and Andreas Fuchs. 2013. China’s Development Finance to Africa: A Media Based Approach to Data Collection. Working Paper. Washington D.C.: AidData/Center for Global Development.

The Economist. 2010. Brazil’s Foreign-Aid Programme: Speak Softly and Carry a Blank Cheque. 15 July 2010.

United States. Cong. Senate. Committee on Foreign Affairs. *Hearing on China’s Growing Role in Africa. Nov 1, 2011*. 112th Cong. 1st sess. Washington: GOP 2011 (statement of Deborah Brautigam, Professor, School of Advanced and International Studies).

Vines, Alex, Lillian Wong, Markus Weimer, and Indira Campos. 2009. Thirst for African Oil: Asian National Oil Companies in Nigeria and Angola, Chatham House, London, August.

Walz, Julie and Vijaya Ramachandran. 2011. Brave New World: A Literature Review of Emerging Donors and the Changing Nature of Foreign Assistance. CGD Working Paper 273. Washington D.C.: CGD.

White Paper on China’s Foreign Aid. 2014. State Council of the People’s Republic of China.

Woods, Ngaire. 2008. Whose Aid? Whose Influence? China, Emerging Donors and the Silent Revolution in Development Assistance. *International Affairs* 84: 1205-1221.

Woolley, John T. 2000. Using Media-Based Data in Studies of Politics. *American Journal of Political Science* 44: 156-173.

Yonamine, James E. and Philip A. Schrodt. 2011. A Guide to Event Data: Past, Present, and Future Version 1.0. Working Paper.

Appendix A: Best Practices for Maximizing Workflow Efficiency

The following activities were undertaken in order to make efficient use of scarce resources during the TUFF pilot. We consider these activities to be “best practices” for implementation of the methodology, but they are not necessary to ensure accurate or comprehensive data collection.

1) Time Limits for Project Searches

After initiating the process of Stage One, a Principal Investigator or program manager should evaluate the overall resource envelope at his or her disposal and identify the point of diminishing returns for collecting information related to individual project IDs. While most projects can be thoroughly searched in less than 15 minutes, some relatively complex projects will require 30 minutes or more before valuable information is uncovered. After reaching the established time limit, the search for additional information related to a given project ID should be abandoned and flagged for review by a program manager.

2) Select Projects in the Database for Stage Two Searches

Stage Two searches should be performed according to the relative priority of each project’s Stage One classification. For the “Chinese Official Finance to Africa” data collection initiative, searches were broken into three discrete “waves”, based on the status and size of projects identified in Stage One. That is, projects with a reported financial commitment above a threshold of \$1 million were identified as priority projects that should be searched on before smaller projects. Similarly, projects with no evidence of reported implementation or completion were given priority over projects already reported as having been started and completed. The following are instructions received by AidData coders for prioritization of Stage Two searches.

After clicking “Search and Filter” on the database main page, add a filter for the “recipient” country of your consideration. Then identify priority projects by wave, beginning with first wave. As new information is found, it should be inserted into the appropriate spaces within the database.

- **First Wave:** Add the additional filter “Pipeline: Pledge” and “Pipeline: Commitment” under “Status.” Within search results, sort pipeline projects by highest USD 2009 financial amount. Prioritize pipeline projects with the highest reported financial amount, except for projects

where commitments occurred in the most two recent years in the time series.³⁰ Also, do not search for projects with reported values of less than \$1 million or with multiple recipients during initial Stage Two searches. These prioritized projects constitute the “First Wave” of Stage Two searching.

- **Second Wave:** Add the additional filter “Pipeline: Pledge” and “Pipeline: Commitment” under “Status.” Within search results, prioritize all pipeline projects that are listed as “Raw” (meaning they have not received Stage Two treatment) except for projects where commitments occurred in the most recent two years in the time series.
- **Third Wave:** Within search results, prioritize all projects with a status other than “Pipeline.” This should include all projects with a status designation of Cancelled, Suspended, Implementation, Completion, and Null (No entry). Also, perform Stage Two for all remaining “Raw” projects.

The above “Wave” strategy has been adapted and modified in subsequent data collection efforts. For instance, while generating data on Chinese financing commitments in South and Southeast Asia, RAs also utilized three waves to order projects by their perceived importance. The first wave included all potential “megadeals” with purported financial transaction values over \$100 million (2009 USD). The second wave focused on all non-megadeals with a “Pipeline” (Vague, Pledge, or Commitment) status. The third wave included all remaining projects.

3) Supplemental Workflow Efficiency Activities

- **Upon completion of Stage Two for a project, mark the ID as either “checked” or “suspicious”:** The “suspicious” button should be selected when the coder has information about a project but has reason to doubt the accuracy of the data source and/or content. Projects identified through “suspicious” sources are flagged for review during the final stages of data cleaning and review by the Principal Investigator or program managers.
- **Contribute to the Organization Glossary and Data Pool:** Stage Two also involves identifying the nature of donor and recipient agencies involved in various projects. After researching an organization to determine its type and origin, record your results in a pooled data document so that other coders can benefit from these findings.

³⁰ This is because projects reported most recently are less likely to have additional “follow-up” reports.

- **Tracking Stage Two Progress:** Once you have searched on all projects qualifying for a given “wave” of searches within a recipient country, mark how many projects you cleared from that wave in a team progress chart. Cleared projects are those in which you were able to update the project status from “Pipeline/Identification” to a more precise classification.

Appendix B: Supplementary Notes on Using Donor Search Engines

1) Search Engines

While conducting Chinese-language searches, RAs have found that Chinese search engine Baidu is less useful than Google. The former has many advertisement and irrelevant search results. Nonetheless, when using Baidu, AidData coders found that the “News” or “新闻” tab is rarely helpful for data enhancement purposes. Searches conducted through the “Web” or “网页” tab have been more fruitful.

Similarly, for Malay-language ministry searching, it is more effective to search through Google instead of directly searching in the ministry sites. (For example, to search “China loans Indonesia \$10 million” in the MFA website, search instead for “China pinjam \$10 juta site: kemlu.go.id” in Google)

2) Search Keywords

By default, start with only three to four terms in the search. As an example, if searching for information on project #32459, try searching “中国 柬埔寨 6亿 温家宝.” While Google and other search engines have more powerful searching functions, in this case a simple query is sufficient. Other useful strategies include:

- Use the most identifiable term, e.g. 100MW power plant, then add 中国 and [recipient country name in Chinese] to the search box

- Look for the Chinese company involved in the project, use Google to find the Chinese name of the company (or if they have a website just go from English to Chinese)

- Search with abbreviated country, company, organization names, e.g. China

Development Bank – 国家开发银行 – 国开行, China Metallurgical Group Corporation – 中国冶金科工集团 – 中冶, Cambodia – 柬埔寨 – 柬

Common terms to include:

救灾, 重建, 电站, 进出口银行, 大坝, 物资, 培训, 纺织厂 (textile factory), 经济特区 (SEZ), 无偿援助、无息贷款,

援外优惠贷款，优惠出口买方信贷/优买信贷，水电/火电/煤电/核电，可行性研究，水利，灌溉，现汇，奖学金，青年志愿者，谅解备忘录(MoU)，优惠贷款协议框架

3) **Be careful when inputting donor-language search terms for several variables**

If the resource section already has a Chinese source, find the project name, capacity or financial value, sub-national location, sector, donor and/or recipient organizations involved, and/or precise announcement/start/end dates related to the status of the project. When information conflicts between multiple resources, prioritize translations given by Chinese official sources since the English-language resources may have been translated from the original source. Moreover, note the following:

- a. **Village and city names in recipient country:** Some sources write these differently. Typically country names and capital cities are uniform. Using the wrong name for a village may preclude valuable results with a different name for the village. Use Wikipedia/Google Maps to get the Chinese name of the location
- b. **Name of project:** The project name can vary across sources as well. Using one name can produce a similar negative result as above. Names of infrastructure projects may differ a lot. For instance, the Prek Kdam Bridge in Cambodia is referred to as “北克丹桥” (direct translation), “洞里萨河大桥” (the name of the river the bridge is on), and “第二座柬中友谊桥” (second Cambodia-China Friendship Bridge) across different sources. A bridge like this could also be named after the province/city it is in or the cities it is linking, so it is essential to know whether the different names point to the same project to prevent duplicates.
- c. **Recipient official names:** Again, these can be written differently depending on the choice of Chinese characters.
- d. **Company abbreviations:** Some websites/articles may use an abbreviation for a donor and/or recipient organization. Native language searches may pick some but not all of these up.
- e. **Subsidiaries of companies:** Sometimes subsidiary/parent companies are used in place of parent/subsidiary companies, respectively, so it is crucial to have knowledge of what entities a given firm is connected to.

f. Transaction amounts: These are often not uniform across English and non-English sources, so it would be better to not include the transaction amount, but to include the sub-national locations and the names of the people involved (e.g. in signing of MoUs), whenever possible. This insight was discovered specifically during Malay-language sreaking.

4) Finding exact names through the web

When specific people, bank, firms, corporations, places are mentioned in project, type their English names in *baidu.com*, search them, and find out the exact Chinese names they have. Don't translate the English names yourself. For example, China Development Bank can be easily translated to 中国发展银行, but its real official name in Chinese is 国家开发银行. If the incorrect Chinese name is used in searching for projects, finding the right project will prove very difficult.

5) Exclude names of well-known figures

If a well-known figure is connected to a project, it is better to not use their names when searching for Chinese projects, since many other news articles will result and make the searching process difficult by flooding search yields with irrelevant information.

Appendix C: Personnel Outreach and Crowdsourcing

Donor and/or recipient personnel outreach is a complementary sub-step in Stage Two searching that can help fill critical data gaps remaining after exhaustive Factiva and web searching. “Personnel Outreach” is the process of establishing a direct dialogue with donor and/or recipient personnel affiliated with a given project via email, telephone or Skype. RAs then engage these personnel with targeted questions that seek to fill outstanding information gaps for a given project record (e.g. the repayment terms of a loan).

AidData has also created a dynamic project data platform at china.aiddata.org, which allows users to investigate individual projects more thoroughly. Each project record has a page where its attributes are displayed. These pages are accessible by three paths:

- Visualization (accessible on the navigation bar > Visualize > Country-level Map. After clicking a country, a user may select a sector to see the projects in that country-sector)
- Search and filter (accessible on the navigation bar > Data > Search Projects)
- Direct access by project ID (accessible on the navigation bar > Data > Find by ID)

These project pages include all the data in the static dataset, including links to source documents. These source documents are often behind a firewall of Factiva, which can be accessed through many university library systems or a 30-day free trial.³¹

The project page also includes a comment box. We understand that some users will have information to add to these records and we encourage them to do so via the comment box. AidData staff members will track and moderate comments, addressing any data issues and integrating new content provided by users. Users may add important facts to these records which are not always available in media reports: cancellation, changes in funding or implementation, local impact or project outcome. Users may also help maintain the project database by reporting errors in the database, reporting duplicated projects or providing links to additional documentation. AidData team members will use these comments to improve the data whenever possible. If a comment reports an issue, AidData team members will remove the comment only after that issue is addressed. Comments referencing new sources or providing

³¹ See <http://www.factiva.com/integration/modules/microsoft/trial.asp>

new information will be preserved. Also, data users may suggest new projects not uncovered during Stage One or Stage Two searching.

Appendix D: Flow Type and Flow Class

All projects in the database should be classified according to their level of concessionality and type of financing provided. This methodology is designed for tracking official development finance flows, which include grants, technical assistance, concessional and non-concessional loans, debt relief, export credits, and other financial instruments. Therefore, each coder must confront the issue of whether a project is official or unofficial³², and whether it is concessional or not. Projects are separated into flow_type and flow_class categories, as follows.

ODA-Like: Flows of official financing administered with the promotion of the economic development and welfare of developing countries as the main objective, and which are perceived to be concessional in character with a grant element of at least 25 percent (using a fixed 10 percent rate of discount). The following flow types should be categorized as “ODA-like” if they have “development intent”: grants, technical assistance, interest-free loans, in-kind contributions of goods and services, and debt relief. As a rule of thumb, loans with a fixed interest rate of 2 percent or lower will have a grant element of at least 25 percent.

Example 1: Project ID# 549: The Chinese government provided an official grant to Egypt to establish a school.

Example 2: Project ID# 32567: Saudi Arabia Sends Medical Personnel and Equipment to Setup 3 Field Hospitals in Egypt.

OOF-Like: The OECD defines other official flows (OOF) as “official sector transactions which do not meet the ODA criteria, e.g.: i.) Grants to developing countries for representational or essentially commercial purposes; ii.) Official bilateral transactions intended to promote development but having a grant element of less than 25 per cent; iii.) Official bilateral transactions, whatever their grant element, that are primarily export-facilitating in purpose. This category includes by definition export credits extended directly to an aid recipient by an official agency or institution (“official direct export credits”); iv.) The net acquisition by governments and central monetary institutions of securities issued by multilateral development banks at

³² The flow class coding scheme attempts to distinguish between official and unofficial sources of finance. However, individuals present at the signing ceremony may hold multiple positions within a government or positions in the government and private sector. These personal linkages and overlaps can obscure the true financial source of a project. For example, in one corporate aid project from a state-owned enterprise (<http://china.aiddata.org/projects/489>), the vice president of the company--who is also a secretary in the Chinese Communist Party--and the Chinese Minister of Commerce both attend the opening ceremony. That said, such conflicts of interest are certainly not a data issue exclusive to media-based data collection, and official records can encounter the same kind of challenge.

market terms; v.) Subsidies (grants) to the private sector to soften its credits to developing countries; vi.) Funds in support of private investment.” The following activities and forms of official financing should be categorized as “OOF-like”: grants with a representational or commercial purpose (i.e. grants that do not have a primary objective of promoting economic development or welfare in the recipient country), loans from a government institution that do not have any apparent grant element (commercial loans based on LIBOR or LIBOR plus a margin) or a grant element lower than 25%, and export credits from a government institution to a recipient institution (Brautigam 2011a: 206). OOF activities also include “short-term credits to exporters (export sellers’ credits) to help them finance foreign sales, and ... longer-term credits to foreign buyers to assist in the export of goods and services” (Brautigam 2011a: 206). OOF also includes lines of credit that a government provides to a donor enterprise (state-owned or not-state-owned) to do business overseas.³³ These projects may include any type of donor intent: development, commercial, representational, or mixed.

‘Line of Credit’ Marker Variable: In addition to coding lines of credit as ‘OOF-like’, coders should *tick the ‘line of credit’ check box* in the database interface. Given that lines of credit may or may not be used in their entirety, this marker variable will enable analysis of OOF with and without lines of credits. If there is evidence the line of credit was completely expended, then the ‘line of credit’ check box should not be ticked. Once the line of credit has been completely used by the recipient, it becomes outstanding loans, rather than an outstanding line of credit.³⁴ For all lines of credit, remove transaction amounts until there is evidence that the line has actually been used. Also, do not check the line of credit marker for subprojects financed by lines of credit.

Example 1: Project ID# 434: Exim bank, an official entity of the Chinese government, provided sellers’ credits to China National Machinery and Equipment Import and Export Company to complete a dam in the Republic of Congo.

Example 2: Project ID# 21057: In April 2004, the Zimbabwean government came to an agreement with the state-owned China Development Bank (CDB) for the provision of a US\$30 million line of credit to be directed towards the Zimbabwean agriculture industry. In order to identify the individual projects to be funded, the CDB is sending a team of experts during the second half of 2004 to make an assessment of the situation

³³ Example: “In Ethiopia. ZTE was able to offer finance for the Ethiopian Government’s Millennium Telecoms project, securing a US\$1.5 billion deal for which the interest rate was LIBOR plus 150 basis points (Personal communication, 2011). Huawei offered a Brazilian firm financing at LIBOR plus 200 basis points, with a two-year grace period (Bloomberg 2011). As with the other forms of non-concessional official finance, these strategic lines of credit are clearly not ODA” (Brautigam 2011a: 206).

³⁴ Journalists and public intellectuals often conflate the *availability* or a credit line and the *use* of a credit line (Brautigam 2010). Many credit lines from the Chinese government are used sparingly or not at all.

of Zimbabwean agriculture. Also included in the agreement was that the CDB would receive a stake in the Infrastructural Development Bank of Zimbabwe (IDZB), another state-owned organization. Once the funds are made available to Zimbabwean farmers, they will be able to access funds through the Agricultural Bank of Zimbabwe. The government of Zimbabwe was represented by the Minister of Finance, Tendai Biti.

Example 3: Project ID# 31429: On September 5, 2012, Saudi Finance Minister Ibrahim Abdel-Aziz al-Assaf signed an agreement that would grant Yemen a total of US \$3.25 billion in foreign aid in an effort to help the country stabilize after its political crisis in 2011. The package comprised of three parts, *one of which was a US \$500 million export subsidy to Yemen*; the other parts included a US \$1 billion deposit in the Central Bank of Yemen as well as a US \$1.75 billion towards development projects in Yemen. This project is linked to #31417 (CBY deposit) and #31525 (development projects).

Grant Element: The OECD characterizes a loan as ODA if the loan's grant element is at least 25%. To ensure comparability with OECD data, AidData used the OECD's grant element calculator (available here: <http://www.oecd.org/investment/stats/15344611.xls>) to measure the concessionality of for all loans we track. These loans were coded as ODA-like only if the record showed 1) sufficient information to measure grant element, 2) a calculated grant element of greater than 25%, and 3) development intent.

However, it should be noted that the World Bank (<http://www.worldbank.org/ida/ida-grant-element-calculator.html>) and IMF (<http://www.imf.org/external/np/pdr/conc/calculator/default.aspx>) use a different instrument to measure grant element. For some types of loans, the OECD may calculate a grant element of 25% or more, while the World Bank and IMF calculate it as less than 25%. This has clear consequences for RAs attempting to classify non-DAC financial flows as either ODA or OOF.

AidData provides figures using the OECD grant element calculator exclusively in TUFF dataset loans. Due to information gaps in the loan conditions of non-transparent donors, we assume the following for the following loan conditions.

Discount rate: 10%
Repayments per Annum: 2
Type of Repayment: Equity Principle

Automatic Flow Class Overrides: To minimize instances of human error in coding, we have added an automated flow class override that will change the "Flow Class

Master” variable to ODA-like when the calculated grant element is above 25% **AND** the intent field is “development.”

LIBOR: Many development banks rely on LIBOR—the London Interbank Offered Rate—to set base lending rate for concessional loans. In order to code flow class systematically, it is vital to standardize treatment of projects which use LIBOR for their base lending rate.

Project documentation for loans which use LIBOR as their base interest rate typically report interest rate in the following way: LIBOR + 2% interest. When calculating the grant element for these projects, find the average 6-month LIBOR rate for the year the agreement was signed and add it to the interest rate.

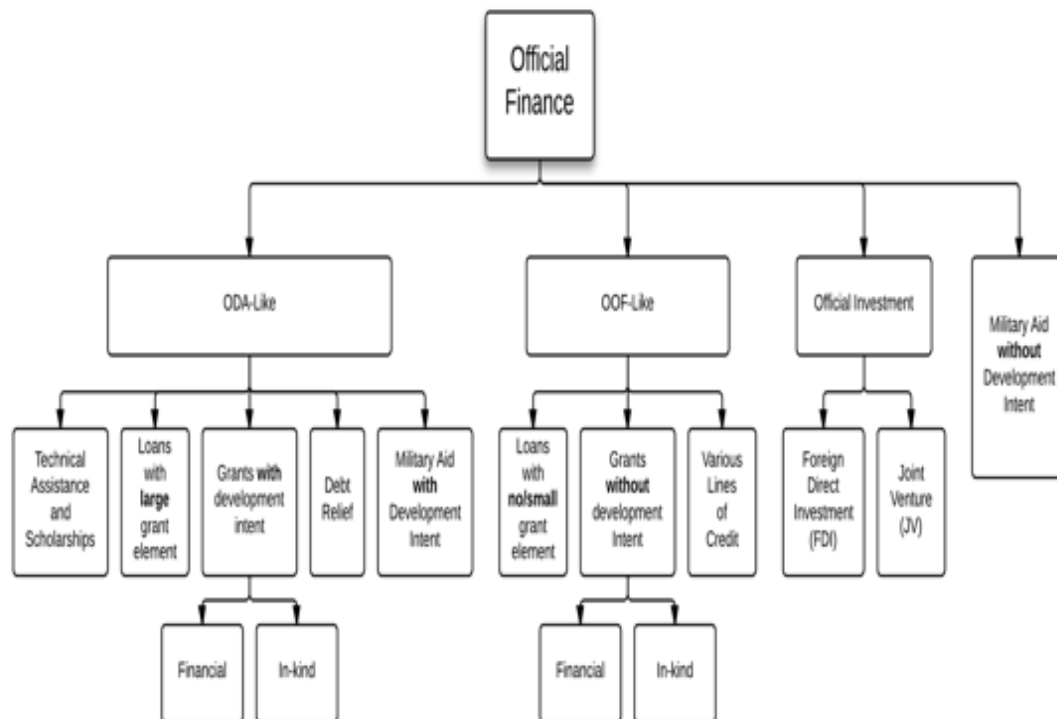
Example: Project ID# 151 details a loan China Exim Bank made to Ghana for a rural electrification project. To calculate grant element, we extracted the relevant variables from available project documentation and found the average 6-month LIBOR rate from the following URL: <http://www.global-rates.com/interest-rates/libor/american-dollar/2006.aspx>.

Vague (OF): This category is reserved for flows of official financing that are either ODA or OOF, but for which there is insufficient information to assign to the flows to either the ODA-like or OOF-like category. Official Finance (OF) is an umbrella category that subsumes ODA-like and OOF-like flows. These projects may have “development” or “mixed (some development)” intent.

Example: Project ID# 53: China Exim bank provided a “concessional” loan to state-run Sierratel to install a telecommunications system in Sierra Leone. It is uncertain whether the loan’s degree of concessionality qualifies it as ODA or OOF.

Official Investment: An international investment by a donor state agency in an enterprise resident in another country’s economy. The donor agency must itself purchase a stake in the recipient enterprise, with the expectation of seeing a return on this investment for the donor government. Since the official donor agency is not simply providing equity or insurance, but is itself the investing agency “purchasing a stake” in the recipient enterprise, these Official Investments are distinct from Joint Ventures or Foreign Direct Investments with a lesser degree of “state involvement.” In any unofficial Foreign Direct Investment or Joint Venture, the ultimate investing agent Direct Investment is NOT an official government agency. Official Investment projects must have “commercial” intent.

Example: Project ID #21504: “China Development Bank (CDB) acquired a majority stake in the Infrastructure Bank of Zimbabwe (IDBZ); the Chinese bank will inject long-term capital, notably lines of credit, into IDBZ and subsequently into Zimbabwe's energy, transport, and infrastructure sectors.”



Appendix E: Pledges and Commitments

To identify commitments as defined by the OECD, all projects with a status of “pipeline” are split into pledges and commitments.³⁵

The pipeline category is split according to the following criteria

Pipeline: Pledge (verbal, informal agreement)

Pipeline: Commitment (written, formal binding contract)

See <http://china.aiddata.org/statuses>

The instructions for coding pledges and commitments are as follows:

Within the context of the transaction described in the record...

1. If project description has the term **pledge*** then label as **Pledge**.
2. If project description has the term **commit***, as in, to an agreement, then label as **Commitment**.
3. If the two sides sign a document **other than a Memorandum**, such as a loan, grant, or framework agreement, then label as **Commitment**.
4. Label as **Pledge** if the project description has none of the above evidence of a pledge or commitment, but includes any of these terms: **talk***, **discuss***, **extended a pledge**, **expressed interest**, **expression of interest**, **establish* a [general] line of credit**, **"Memorandum of Understanding"**, **"Memorandum of Investment"**, **memo**, or **MOU**.
5. If any of the following terms are used, check the source documentation for additional details. If no evidence of a signed commitment is found, mark as pledge.
 - a. **Agree***
 - b. **Pact**
 - c. **Accord**
 - d. **Mutual Understanding**
 - e. **Offer**
 - f. **Granted**
 - g. **"Made plans to"**
 - h. **Extended**

³⁵ For more detailed information, see FTS definitions

<https://docs.unocha.org/sites/dms/CAP/FTS%2002%20Definitions%20Pledge%20Commitment%20Contribution.pdf>

- i. **Approved**
- j. **Gave [x]**
- k. **“Donate” (in reference to a loan or grant)**
- l. **Earmark**
- m. **Secured**

6. If the above terms in l-5 are NOT mentioned in the description, check the source documentation. If the nature of the agreement is still too unclear to place in the Commitment category, label the project as **Pledge**.

7. If the project description and/or source documentation show conflicting reports for pledge/commitment, label the project as **Commitment** (i.e., any sign of a formal, written commitment is enough to label as such).

8. If the record shows evidence that the donor has disbursed any portion of the proposed transfer, change the project’s status to **Implementation**. Terms indicating partial disbursement include:

- a. **deliver***
- b. **sent**
- c. **start***
- d. **provided**
- e. **received**

Appendix F: Donor Intent

All projects in the database should be classified according to the perceived intent of the finance provider. The broad categories covered by “donor intent” include: development in the recipient country (development), commercial interests in the donor country (commercial), the representational interests of the donor country or a donor-recipient relationship (representational), or a combination of two or more donor motivations (mixed).

The OECD advises that the decisive criterion for a project’s eligibility as Official Development Assistance is a main objective to promote the recipient’s “economic development and welfare”, but also adds “in the final analysis it is a matter of intention.”³⁶ Therefore, coding by donor intent provides basis to distinguish a donor’s official development finance from its larger portfolio of official finance. For cases of ambiguous intent, the OECD also provides guidance on inclusion or exclusion from the ODA category, which has informed our criteria for a “development” category of donor intent.

Each coder must systematically assess the intention of a given project based on specific criteria outlined below.

³⁶ “Is it ODA?” OECD Factsheet, November 2008. Accessed at: <http://www.oecd.org/investment/aidstatistics/34086975.pdf>

Category Name	Description
Development	Promotes long-term economic development and welfare within the recipient country. The donor does not intend to receive a future monetary reward or profit from this assistance. Can include tied aid, as well as projects where the donor is both the funder and the implementer.
Commercial	Advances a donor's commercial, industrial, and economic interests, facilitates trade and resource transfers between the donor and recipient, or supports a capital investment with the expectation of commercial profit in the donor country.
Representational	Symbolic gesture of "good will" to advance an official relationship. The project is likely small enough it will not substantively advance recipient development, nor will it directly promote donor commercial interests. Includes diplomatic, military, and cultural promotion activities, as well as support to political parties.
Mixed (Some Development)	Cannot be categorized into the development, commercial, or representational categories, because (a) the project has both commercial and development intent, or (b) the project has both representational and development intent.
Mixed (No Development)	Cannot be categorized into the development, commercial, or representational categories, because the project has both representational and commercial intent.
Null	Insufficient information available to code donor intent.

The following are examples of projects falling into each category:

Development Intent

- Humanitarian assistance (including delivery by military) and emergency management
- Capacity building within the recipient country to sustain social programs long-term
- Institution building of recipient government through elections, training, or official government buildings
- Domestic agricultural or industrial production
- Public infrastructure such as highways, dams, and stadiums
- Environmental protection
- Cancellation or rescheduling of debts
- Technical assistance and technical cooperation
- Support for recipient trade systems
- Extension of line of credit (excluding export or other commercial credits)
- Un-earmarked grants or loans to the recipient government
- One-off contribution of office materials, sports supplies, or musical instruments
- Scholarships for recipient students to study in donor country
- Projects promoting development in the recipient country being financed AND implemented by the donor. Includes vague reference to ‘various development projects’, ‘economic aid’ and ‘economic and technical cooperation’
- Medical missions or brigades/doctors if recurring
- Support to a particular political party or government building (e.g. presidential palace)

Commercial Intent

- All foreign direct investment and joint venture activities (donor has “bought a stake” in the recipient enterprise)
- Investments in extraction of natural resources (mining, oil drilling, logging, etc.) to be sent to donor country
- Export credits and other commercial credits
 - **Note: If the offer is export credits or extraction of natural resources, it is commercial. Loans being repaid in export credits or natural resources can be development.**

Representational Intent

- Promotion of donor culture (e.g. language training)
- Military aid without a clear humanitarian/developmental purpose

- One-off exchange of doctors, teachers, or other social service professionals (programs for recurring, long-term exchanges are considered *development*)
- Conferences, workshops, or seminars
- Diplomatic gifts clearly from (or to) individuals acting in official capacity

Mixed (Some Development) Intent

- In-kind contribution in exchange for commercial benefits in the donor country, such as drilling licenses
 - **Note:** *Loans being repaid in export credits or natural resources can be development.*
- Housing for employees of a donor commercial operation
- Construction of an industrial park to contain a donor commercial operation, among other enterprises
- Institutes of learning or research which include promotion of donor culture (e.g. Confucius Institutes)

Mixed (No Development) Intent

- Conferences primarily focused on business and commerce
- One-off training exercises to strengthen business and commerce ties

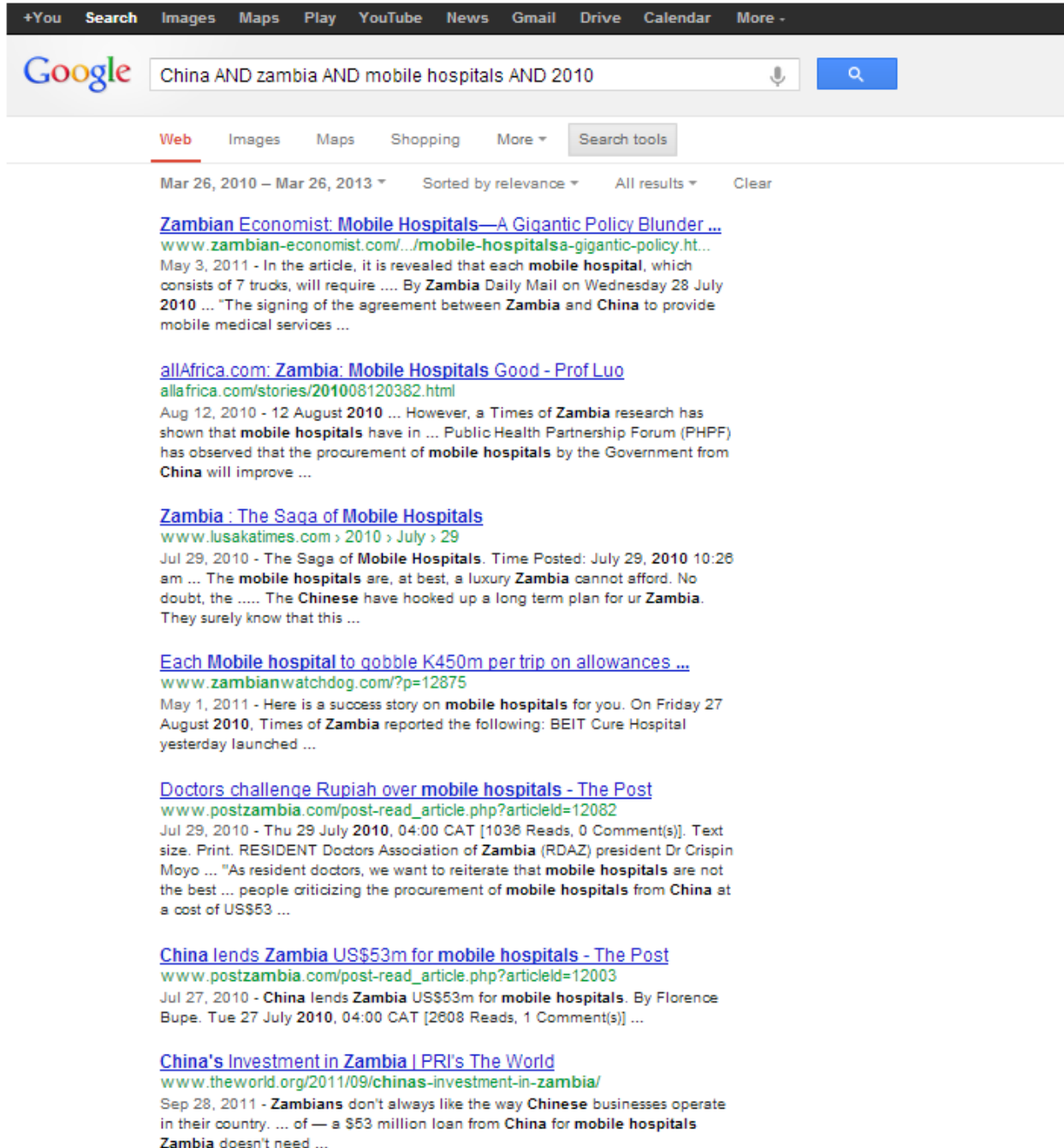
Appendix G: Screenshots to demonstrate search and data collection processes

Screenshot #1: Stage One Factiva Search Terms

The screenshot shows the Factiva search interface. The search query entered is: (China or Chinese or Chin*) near10 (Zambia or Zambian or Zamb* or Lusaka) AND (assistance or grant or loan or concession* or donat* or donor or interest-free or interest or preferential or joint fund or invest* or finance or package or aid). The date range is set from 01/01/2000 to 12/31/2011. The language is set to English. The search results are displayed in a table with columns for Source, Company, Subject, Industry, Region, Look up, Language, and More Options. The search results are filtered by All Sources, All Companies, All Subjects, All Industries, All Regions, and English.

© 2012 Factiva, Inc. All rights reserved. DJ Insider | Privacy Policy | DOW JONES

Screenshot #4: Google Search in Stage Two



The screenshot shows a Google search interface with the query "China AND zambia AND mobile hospitals AND 2010". The search results are displayed in a list format, showing the date range "Mar 26, 2010 – Mar 26, 2013", sorting by "relevance", and showing "All results". The results include several links to news articles and reports, all related to the topic of mobile hospitals in Zambia and the involvement of China.

Zambian Economist: Mobile Hospitals—A Gigantic Policy Blunder ...
www.zambian-economist.com/.../mobile-hospitals-a-gigantic-policy.ht...
 May 3, 2011 - In the article, it is revealed that each **mobile hospital**, which consists of 7 trucks, will require By **Zambia Daily Mail** on Wednesday 28 July 2010 ... "The signing of the agreement between **Zambia** and **China** to provide mobile medical services ...

allAfrica.com: Zambia: Mobile Hospitals Good - Prof Luo
allafrica.com/stories/201008120382.html
 Aug 12, 2010 - 12 August 2010 ... However, a **Times of Zambia** research has shown that **mobile hospitals** have in ... **Public Health Partnership Forum (PHPF)** has observed that the procurement of **mobile hospitals** by the Government from **China** will improve ...

Zambia : The Saga of Mobile Hospitals
www.lusakatimes.com › 2010 › July › 29
 Jul 29, 2010 - **The Saga of Mobile Hospitals**. Time Posted: July 29, 2010 10:26 am ... The **mobile hospitals** are, at best, a luxury **Zambia** cannot afford. No doubt, the The **Chinese** have hooked up a long term plan for ur **Zambia**. They surely know that this ...

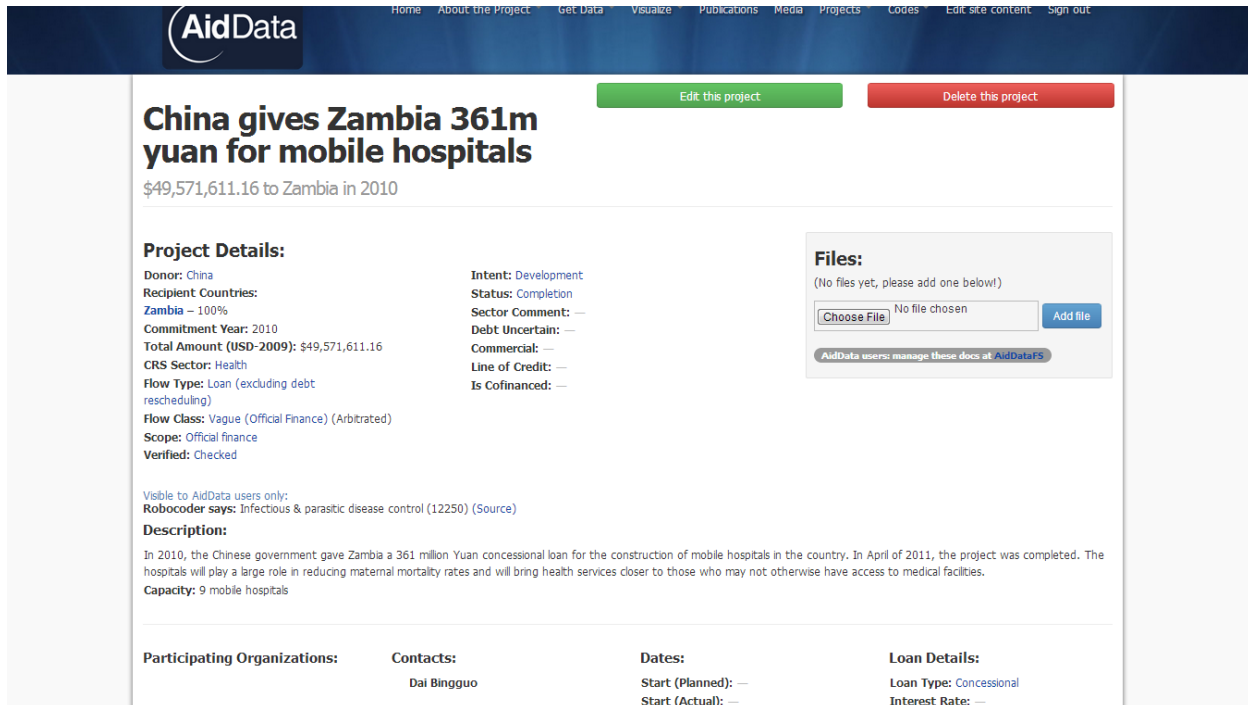
Each Mobile hospital to gobble K450m per trip on allowances ...
www.zambianwatchdog.com/?p=12875
 May 1, 2011 - Here is a success story on **mobile hospitals** for you. On Friday 27 August 2010, **Times of Zambia** reported the following: **BEIT Cure Hospital** yesterday launched ...

Doctors challenge Rupiah over mobile hospitals - The Post
www.postzambia.com/post-read_article.php?articleId=12082
 Jul 29, 2010 - Thu 29 July 2010, 04:00 CAT [1036 Reads, 0 Comment(s)]. Text size. Print. **RESIDENT Doctors Association of Zambia (RDAZ)** president Dr Crispin Moyo ... "As resident doctors, we want to reiterate that **mobile hospitals** are not the best ... people criticizing the procurement of **mobile hospitals** from **China** at a cost of US\$53 ...

China lends Zambia US\$53m for mobile hospitals - The Post
www.postzambia.com/post-read_article.php?articleId=12003
 Jul 27, 2010 - **China** lends **Zambia** US\$53m for **mobile hospitals**. By Florence Bupe. Tue 27 July 2010, 04:00 CAT [2608 Reads, 1 Comment(s)] ...

China's Investment in Zambia | PRI's The World
www.theworld.org/2011/09/chinas-investment-in-zambia/
 Sep 28, 2011 - **Zambians** don't always like the way **Chinese** businesses operate in their country. ... of — a \$53 million loan from **China** for **mobile hospitals** **Zambia** doesn't need ...

Screenshot #5: Complete Results for a Project after Stage Two



The screenshot shows the AidData project page for 'China gives Zambia 361m yuan for mobile hospitals'. The page is titled 'China gives Zambia 361m yuan for mobile hospitals' with a subtitle '\$49,571,611.16 to Zambia in 2010'. It features a navigation bar with links like Home, About the Project, Get Data, Visualize, Publications, Media, Projects, Codes, Edit site content, and Sign out. The main content area includes 'Project Details' with fields for Donor, Recipient Countries, Commitment Year, Total Amount, CRS Sector, Flow Type, Flow Class, Scope, and Verified. It also has a 'Files' section with a 'Choose File' button and an 'Add file' button. The 'Description' section provides a detailed account of the project's completion in 2011. At the bottom, there are sections for 'Participating Organizations', 'Contacts', 'Dates', and 'Loan Details'.

Project Details:

- Donor: [China](#)
- Recipient Countries: [Zambia](#) – 100%
- Commitment Year: 2010
- Total Amount (USD-2009): \$49,571,611.16
- CRS Sector: [Health](#)
- Flow Type: [Loan \(excluding debt rescheduling\)](#)
- Flow Class: [Vague \(Official Finance\)](#) (Arbitrated)
- Scope: [Official finance](#)
- Verified: [Checked](#)
- Intent: [Development](#)
- Status: [Completion](#)
- Sector Comment: —
- Debt Uncertain: —
- Commercial: —
- Line of Credit: —
- Is Cofinanced: —

Files:
(No files yet, please add one below!)

[Choose File](#) No file chosen [Add file](#)

[AidData users: manage these docs at AidDataFS](#)

Description:

In 2010, the Chinese government gave Zambia a 361 million Yuan concessional loan for the construction of mobile hospitals in the country. In April of 2011, the project was completed. The hospitals will play a large role in reducing maternal mortality rates and will bring health services closer to those who may not otherwise have access to medical facilities.

Capacity: 9 mobile hospitals

Participating Organizations:

Contacts:
[Dai Bingguo](#)

Dates:
Start (Planned): —
Start (Actual): —

Loan Details:
Loan Type: [Concessional](#)
Interest Rate: —

Appendix H: Variable Definitions

Below is a glossary of the variables that AidData's TUFF team tracks while collecting official development finance data. While each project ID can only have one entry for each of the variables under “Project Description,” it is often the case that there are multiple Organizations, Recipients, Sources, Amounts, and Contacts for a given project ID.

Project Description:

Variables under this heading provide quantitative and qualitative details about the nature and scope of project records in the database

Project_ID: Unique identification number assigned to every project that is created in the database. Within the TUFF database, projects can be accessed by ID numbers by using the “Access project by ID” function.

Donor: Entity providing assistance to recipient country. This can be a sovereign state or multilateral organization providing assistance to a recipient country.

Title: Short phrase describing the nature of a given project.

Year: The year in which an agreement was reportedly made between a supplier of development finance and a recipient for a project. If available, the agreement year is the year of the formal signed commitment for a project; if commitment year is unavailable, or if a commitment has not been made, the year of the informal pledge is the agreement year for a project.

Year_Uncertain: Marker for projects without any sources reporting a specific pledge or commitment year. In these cases, the year of the earliest media report serves is coded as “agreement year.”

Capacity: Any non-monetary quantitative detail(s) about a given project that help define the scope of the project. This variable is designed primarily for in-kind contributions in which donors provide recipients with a set quantity of goods and/or services. Common examples include medical supplies, food aid, and technical specialists that perform training inside the recipient country. However, the “Capacity” variable can also be used for projects that do specify a monetary value. For example, a rural school that was built using a \$1 million donation may have a “capacity” of 25 classrooms. This idiosyncratic data is particularly useful for targeted searches in Stage Two.

Description: 1-2 paragraph summary of the activities supported by the project. See page 15 of the methodology for a detailed explanation of how to record this variable.

CRS_Sector_Code: 3-digit sector classification based on OECD purpose codes, as below. The **CRS_Sector_Name** is a full description of the 3-digit code.

Code	Name
110	Education
120	Health
130	Population Policies / Programmes and Reproductive Health
140	Water Supply and Sanitation
150	Government and Civil Society (including peace and security systems)
160	Other Social infrastructure and Services
210	Transport and Storage
220	Communications
230	Energy Generation and Supply
240	Banking and Financial Services
250	Business and Other Services
310	Agriculture, Forestry and Fishing
320	Industry, Mining, Construction
330	Trade and Tourism
410	General Environmental Protection
420	Women
430	Other Multisector
510	General Budget Support
520	Developmental Food Aid/Food Security Assistance
530	Non-food Commodity Assistance
600	Action Relating to Debt
720	Emergency Response
910	Administrative Costs of Donors
920	Support to Non-governmental Organizations (NGOs) and Government Organizations

Sector_Comment: Short phrase for coders to document additional details regarding the specific subsector of the project. For projects coded as “Multisector,” coders should list each of the known sectors in “Sector Comment.”

Status: Tracks the progression of a project. Labels include: Pipeline: Pledge, Pipeline: Commitment, Implementation, Completed, Suspended, Cancelled.

Status_Code: Coded interval for the "status" variable. 0 = Cancelled; 11 = Pipeline: Commitment; 12 = Pipeline: Pledge; 2 = Implementation; 3 = Completed; 4 = Suspended.

Active: Every project in the database is either active or inactive. Projects are initially coded as “active” and remain such until labeled “inactive” by a coder. Project IDs found to be duplicates of preexisting project IDs, as well as those that are not found to constitute a project, are labeled as “inactive.” Inactive projects are later reviewed for potential data grabs and are subsequently deleted from the database.

Active_Code: Dummy variable for "active" variable. 1=active; 2=not inactive.

Intent: Perceived intent of the finance provider. Categories covered by “donor intent” include:

- Development
- Commercial
- Representational
- Mixed (some development)
- Mixed (no development)

Intent_Code: Coded "intent" variable. 1 = Development, 2 = Commercial, 3 = Representational, 4 = Mixed, 5 = Mixed (No Development), 6 = Mixed (Some Development)

Flow: Details on how financial flows, goods or services are transferred from the donor to recipient for a project. Flow types include:

- Debt Forgiveness
- Debt Rescheduling
- Export Credits
- Foreign Direct Investment
- Freestanding Technical Assistance
- Grant
- Loan
- Joint Venture with Recipient
- Scholarships/Training in Donor Country
- Strategic/Supplier Credit

Flow_Class: Coders are also instructed to assign all projects to one of the following flow class categories:

- ODA-like
- OOF-like
- Vague (Official Finance)
- Official Investment
- Official Religious Aid 1
- Official Religious Aid 2

More details on these flow categorizations can be found in Appendix D. For details on Official Religious Aid, see Appendix O.

Note: While the above flow categories were designed to accurately represent the complexity of Chinese Official Finance, they could easily be tailored to any donor under investigation.

Flow_Class_Code: Coded "flow class" variable. 1 = Unset; 2 = ODA-like; 3 = OOF-like; 4 = Military; 5 = Vague (Official Finance); 6 = NGO Aid; 7 = CA+Gov; 8 = CA-Gov; 9 = FDI+Gov; 10 = FDI-Gov; 11 = JV +Gov; 13 = Vague (Commercial Activities); 14 = Official Investment.

Line_of_Credit: Marker to denote a project or financial arrangement where the donor extended a line of credit to a recipient entity. This credit may or may not be used in its entirety by the recipient.

Start_Planned: The announced start date for a project.

Start_Actual: The start date of the implementation of the project.

End_Planned: The announced completion date for a project.

End_Actual: The actual date that a project was completed on.

Verified: All project IDs are initially coded as "raw." After Stage Two searching is completed for a project, coders select either "S2: Checked" or "S2: Suspicious." The former selection is for project IDs that appear relatively straightforward, while the latter categorization is for IDs that contain potential errors. These errors may be due to conflicting data sources, seemingly hyperbolic data sources, and/or utter lack of data to provide coders with enough confidence to mark them as "S2: Checked."

Verified_Code: Coalesced binary variable for the "verified" variable. 0 = Raw and Suspicious; 1 = Checked.

Is_Ground_Truthing: A binary marker to indicate the projects that have been visited by professional enumerators to confirm project data.

Organizations:

Donor and recipient organizations, both in the public and private sector, which are involved in some way with the project

Funding_Agency: List of all organizations involved in funding the project that could be identified. Includes each organization's type.

Recipient_Agencies: List of all organizations involved which are based in the recipient entity that could be identified.

Recipient_Agencies_Count: Number of recipient organizations involved in the planning and implementation of the project that could be identified.

Implementing_Agency: List of all organizations involved in project implementation that could be identified. Includes each organization's type.

Donor_Agency: List of all organizations involved which are based in the donor entity and could be identified.

Donor_Agency_Count: Number of donor organizations involved in the planning and implementation of the project that could be identified.

Is_Cofinanced: Binary marker for projects with multiple countries acting as donor (including the donor of investigation), where the financial amount provided by each donor separately could not distinguished.

Recipients:

Variables under this section provide details on the recipient entities of projects in the database.

All_Recipients: Countries and/or regions receiving development assistance from the donor entity. Followed with comma by sub-national location, if specified in reports. This is a sovereign state unless otherwise specified within a research project. Followed with comma by sub-national location, if specified in reports. Each recipient entity is followed by the percentage of funds being disbursed to that entity.

Recipient_Count: Number of countries or regions receiving funding through the project.

Recipient_Condensed: Same as the "all_recipients" variable, but projects with multiple recipients receive "Africa, regional" here.

Recipient_COW_Code: "All_recipients", as coded by Correlates of War data.
<http://www.correlatesofwar.org/datasets.htm>

Recipient_OECD_Code: Name of recipient country as coded by the OECD.
www.oecd.org/dataoecd/31/15/34107835.xls

Recipient_OECD_Name: Truncated 3-letter name of recipient country from the OECD codebook. www.oecd.org/dataoecd/31/15/34107835.xls

Recipient_iso3: 3-letter code for recipient country in ISO 3166-1 alpha-3 (published by the International Organization for Standardization). http://en.wikipedia.org/wiki/ISO_3166-1_alpha-3

Recipient_iso2: 2-letter code for recipient country in ISO 3166-1 alpha-2 (published by the International Organization for Standardization) http://en.wikipedia.org/wiki/ISO_3166-1_alpha-2

Recipient_un_code: Three-digit code of recipient country as reported by the UN.
<http://unstats.un.org/unsd/methods/m49/m49.htm>

Recipient_imf_code: Three-digit name of recipient country as reported by the IMF.
<http://www.imf.org/external/np/sta/cdis/pdf/060508g.pdf>

Resources:

Variables in this section document information about the sources used to create project IDs.

Factiva_Sources: URL(s) for all documentation found through Factiva during Stage One searches.

URL: HTML link to a data source used in the creation of a project ID.

Doc. Type: Nature of the document used to create and/or add information to a project ID. Labels include: Government Sources (Donor/Recipient); Implementing/Intermediary Agency Source; Other Official Sources (non-Donor, non-Recipient) NGO/Civil Society/Advocacy;

Academic Journal Article; Other Academic (Working Paper); Media Reports, including Wikileaks; Social Media, including unofficial blogs; Other.

Title: Name of the news report, journal article, or official reports.

Publisher: The ministry, news agency, NGO, or journal that has released the resource.

Publisher Location: The country of origin of the resource.

Author: When available, include the writer of the resource.

Source Type: Origin of the source documented. Labels include: Baidu, Factiva, Google HK, Google SA, Google US, Local Language Source, Other English Source

Date: Date that data source was published on the Internet.

Amounts:

Variables in this section describe the monetary and financial details associated with projects in the dataset.

Amount: Monetary amount pledged or committed by the donor entity for the completion of a project.

Currency: Currency associated with the monetary amount for a project.

Deflators_Used: Deflator used to convert project amount in original currency to 2009 U.S. Dollars value

Deflators_2011: Deflator used to normalized from 2009 to 2011 dollars.

Exchange_Rates_Used: Exchange rate used to convert project amount in original amount to 2009 U.S. Dollars value

USD_Defl: Deflated monetary equivalent of reported monetary amount in reported currency to 2009 U.S. Dollars.³⁷

³⁷ To normalized financial commitments into 2009 dollars, we used GDP deflator data from the World Bank. Because the base year varies for some countries, we sometimes needed to adjust the base year to 2009. This change requires a simple algebraic operation. Find the value that when multiplied with the 2009 deflator will have a product of 100 (example $109.5217X=100$). After finding X, multiply the other deflators by that value. If done correctly, the rate of change year to year will not change, but the base year will.

USD_2011: Deflated monetary equivalent of reported monetary amount in reported currency to 2011 U.S. Dollars.

Debt Uncertain: Debt reduction agreement in which the amount of debt reduced in the final deal cannot be ascertained.

Is_Official_Finance: Coded variable denoting Official Finance designation: 1 = is official finance, 0 = not official finance.

Contacts:

Variables in this section provide information on individuals associated with projects.

Name: Name of contact

Org: Organizational affiliation of contact

Info: Other miscellaneous details about the listed contact

Loan Details:

Variables in this section provide key information on the terms of loans within loan projects

Loan_Type: Represents the general nature of the loan. Categories covered include: interest-free; concessional; non-concessional; no information and some information.

Interest_Rate: Reported interest rate of the project loan, in percent

Maturity: Reported duration of the project loan, in years

Grace_Period: Reported grace period of the project loan, in years

Grant_Element: Grant element of the loan, in percent. Uses grant element reported by project sources, unless it can be calculated independently with the OECD grant element calculator (assumes 10 percent rate of discount, 2 payments per annum, and equity principal payment).

Health of Record:

Variables in this section provide information about the sources use to create project entries and missing fields and ambiguities in project records. See Appendix M for full scoring methodology.

Source_Triangulation: Score that rates projects based on the types of sources (media, academic, donor/recipient government, other official, NGO).

Data_Field_Completeness: Score that rates projects based on the number of missing data fields critical to understanding the project. It also penalized projects with “Vague” makers like “Vague Official Finance” for flow class or “Vague TBD” for flow type.

Appendix I: TUFF Crowdsourcing Protocol

The TUFF methodology is designed to provide multiple layers of scrutiny for every project entry with an even more rigorous standard of evidence for large projects. We opened project records to user feedback to provide an additional avenue to refine project data. To maintain a fully transparent and replicable methodology, this section introduces our process for adjudicating between new sources of crowdsourced feedback and existing project information.

AidData staff and faculty have created a protocol to determine whether to edit a project record in response to a user comment. The arbitrator will first assess the reliability of the user's source relative to all other project resources (resource ranking below). If two different project sources conflict on an objective point of fact (commitment date, status, project amount, etc.), AidData staff will pull from the most verifiable resource type to populate the disputed data field.

A data point is considered most verifiable if it has the following characteristics (in order):

1. Distributed by a reliable and accountable source (see rankings below)
2. Two or more independent sources report same data point
3. Distributed by a widely circulated source (e.g. AP or BBC)
4. Specific and detailed

Ranking of Resource Types based on Reliability of Project Data

1. Official government source, from a donor or recipient government agency
2. Implementing or intermediary agency report/website
3. Other official Source (e.g. World Bank, CIA, etc.)
4. Peer-reviewed scholarly article
5. Other scholarly output, including working papers and dissertations
6. NGO, civil society, or advocacy group report/website
7. Media reports, including Wikileaks
8. Social media, including blogs from any unofficial source

If two sources conflict that are in the same level on the hierarchy (eg two media sources report conflicting project amounts), then the AidData staff member must arbitrate by explicitly stating within the project description a) the source of this conflict and b) the reasoning for the proposed solution.

We encourage users to provide evidence when commenting on a project record. However, to ensure data quality, AidData staff review and curate all comments prior to publication. To evaluate the validity of comments without a citation, AidData staff also repeat Stage Two

Google search for the project looking for the most recent information.

What user-generated content will AidData staff review first?

By priority:

1. Project variables (amount, status, etc). **Require source for verification.**
2. Alterations to project description. **Require source for verification.**
3. Opinions on project performance, quality, or necessity
4. Other non-substantive opinions

Appendix J: Google Scholar Searches

Objective: Refine project entries with information from high-end publications, reports, and peer-reviewed journal articles. Increase diversity of resources supporting a project entry.

Process:

I. Type search term into Google Scholar search bar

■

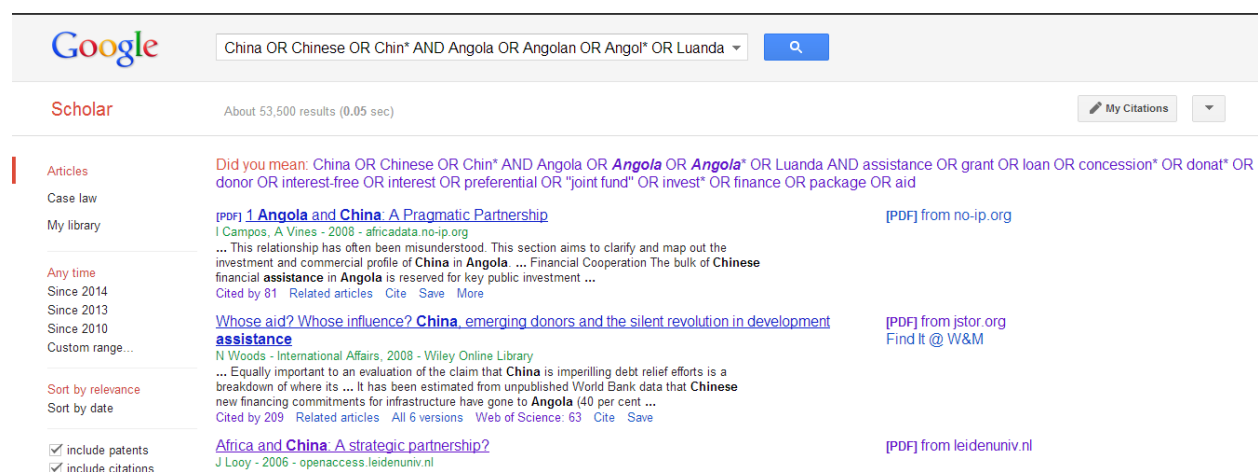
a. Master Search

[donor country] OR [donor demonym] OR [donor countr*] AND [recipient country] OR [recipient demonym] OR [recipient countr*] OR [capital of country] AND assistance OR grant OR loan OR concession* OR donat* OR donor OR interest-free OR interest OR preferential OR "joint fund" OR invest* OR finance OR package OR aid

Example 1: China OR Chinese OR Chin* AND Angola OR Angolan OR Angol* OR Luanda AND assistance OR grant OR loan OR concession* OR donat* OR donor OR interest-free OR interest OR preferential OR "joint fund" OR invest* OR finance OR package OR aid

Example 2: Qatar OR Qatari or Qat* AND Yemen OR Yemeni or Yeme* OR Sana'a AND assistance OR grant OR loan OR concession* OR donat* OR donor OR interest-free OR interest OR preferential OR "joint fund" OR invest* OR finance OR package OR aid

Figure 1: Example of Master Search



The screenshot shows a Google Scholar search interface. The search bar contains the query: "China OR Chinese OR Chin* AND Angola OR Angolan OR Angol* OR Luanda". The search results show approximately 53,500 results in 0.05 seconds. The results are sorted by relevance. The first result is titled "1 Angola and China: A Pragmatic Partnership" by I Campos, A Vines (2008). The second result is titled "Whose aid? Whose influence? China, emerging donors and the silent revolution in development assistance" by N Woods (2008). The third result is titled "Africa and China: A strategic partnership?" by J Looy (2006). The interface includes a sidebar with filters for Articles, Case law, My library, Any time, Sort by relevance, and checkboxes for include patents and include citations.

2. Browse titles for relevant articles

- a. Click on any articles relating to “international development” or “development assistance”
- b. Check if resource record exists - type [article URL] into china.aidata.org search bar in “Resources” page
- c. *If* article contains relevant project-level information:
 - i. Create resource record for resource
 - ii. Use “save” feature below article title to save to “My library” in Google Scholar

3. Extract relevant information from articles

- a. If project record exists:
 - i. Match resource with project record
 - ii. Revise project descriptions accordingly
 - iii. Add additional information not found in previous resources
- b. If project record does not exist:
 - i. Create complete record with relevant information
 - ii. Cite resource

4. Engage in relevant post-scraping work

- a. Scrape “works cited” or “bibliography” page for *each* relevant article – repeat steps 2-4
- b. Use “related article” feature for *each* relevant article – repeat steps 2-4
- c. Use “cited-by” feature for *each* relevant article – repeat steps 2-4
- d. Optional: Use “Web of Science” feature for each relevant article

Advantages:

1. Provides a systematic process to scrape through high-end publications
2. Creates a repository for high-end publications through “My Library” feature
3. Generates indices of citations to track relevant academic literature through “Cited By” feature

Additional Features:

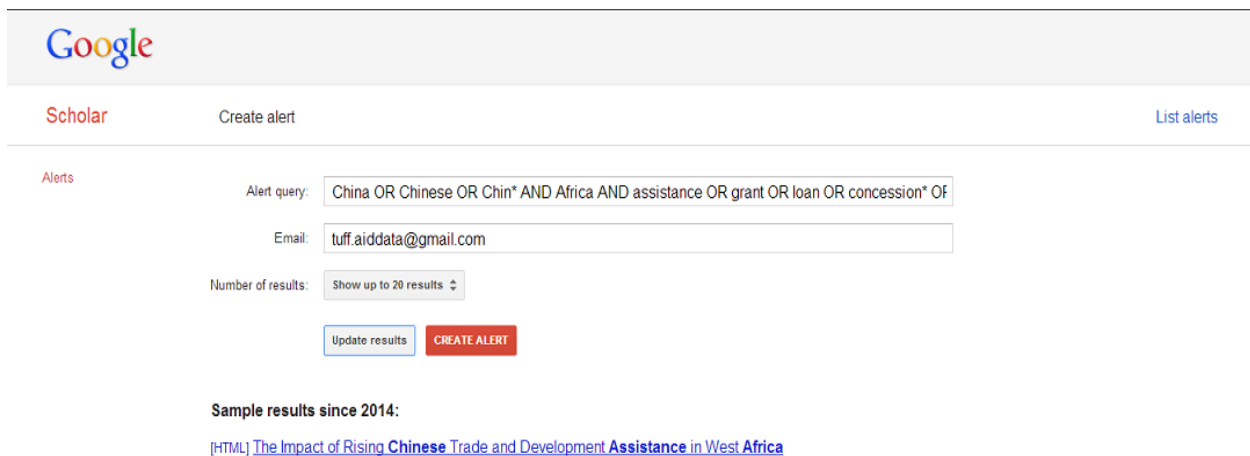
- I. Google Scholar Alerts

To further streamline the collection of high-end publications, we employ alerts for *general searches* in Google Scholar and for the *citations* index of each article. Doing so allows us to track the newest publications and further develop our repository of high-end publications.

For each search entry into Google Scholar:

- a. Check “list alerts” to ensure that an alert does not already exist for the search entry
- b. Create an entry – type general search into alert query

Figure 2: Example of Alert for Search Query



The screenshot shows the Google Scholar alert creation page. At the top is the Google logo. Below it, the word "Scholar" is in red, followed by a "Create alert" link and a "List alerts" link. The "Alerts" section contains a form with the following fields: "Alert query:" with the text "China OR Chinese OR Chin* AND Africa AND assistance OR grant OR loan OR concession* OF", "Email:" with the text "tuff.aiddata@gmail.com", and "Number of results:" with a dropdown menu set to "Show up to 20 results". Below the form are two buttons: "Update results" and "CREATE ALERT". At the bottom, it says "Sample results since 2014:" followed by a link: "[HTML] The Impact of Rising Chinese Trade and Development Assistance in West Africa".

For each article’s “cited by” page:

- a. Check “list alerts” to ensure that an alert does not already exist for the article’s “cited by” page
- b. Click “create alert” at the bottom of an article’s “cited by” page

Appendix K: Mining Aid Information Management Systems

The diversity of recipient operated tracking systems for incoming aid means that RAs must have a range of strategies for extracting data on a donor of interest from these systems. This appendix offers several strategies for how to access donor-specific information on a typical aid information system.

Export all projects for as a spreadsheet

One way to extract project information for a donor of interest is to export all project records from an aid information management system. This option is attractive because it provides a stable list of projects for a recipient. Some AIMS will sometimes be removed from public view or have records removed without notification.

1. To export the all project records from an AIMS, go to the “Reports” page and select the project fields for export.
2. For the first column select “Funding Agencies.” In the following columns, select all other variables provided (this will vary by system). These typically include: Title, Description, Commitment Amount, Disbursement Amount, Sector, Location, Status etc.
3. Once you have selected the variables of interest, export the finalized spreadsheet as a csv.
4. Next, the project manager or senior RA can assign the csv. to an RA to add new project records or amend existing entries.

Report Page

Exporter

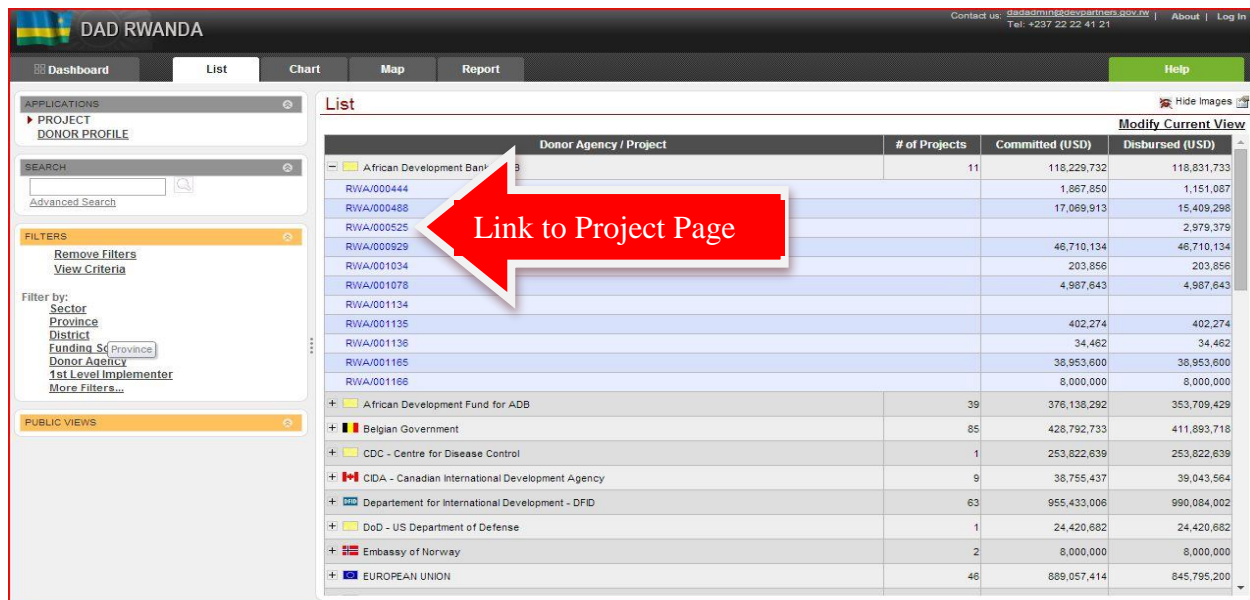
Rows	Title	Implementation Status	Agreement Date	Start Date Actual	End Date Actual	Year	Description	Sector
Funding Agencies	Data	Data	Data	Data	Data	Data	Data	Data

	Funding Agencies	Title	Implementation Status ()	Agreement Date	Start Date Actual	End Date Actual	Year ()	Description	Sector ()	State ()
Funding Agencies (1)	no data	Implementation Status (1)	no data	no data	no data	no data	Year (1)	no data	Sector (1)	State (1)
Funding Agencies (2)	no data	Implementation Status (2)	no data	no data	no data	no data	Year (2)	no data	Sector (2)	State (2)

Pulling information directly from AIMS

Because some aid information systems will not allow public users to export project-level data. In these instances, researchers can still access project-level information on the AIMS to create records.

1. To access project-level information on an AIMS, go to the “list” page and find projects for the donor of interest.
2. From the “List” page, it is possible to access individual project records. These records contain all the information that would be included in an export of the database.
3. Transfer information from the project page into a new database entry on china.aiddata.org.



The screenshot shows the 'DAD RWANDA' interface with the 'List' tab selected. A table displays project data with columns: Donor Agency / Project, # of Projects, Committed (USD), and Disbursed (USD). A red arrow points to the project ID 'RWA/000444' in the first row of the table.

Donor Agency / Project	# of Projects	Committed (USD)	Disbursed (USD)
African Development Bank	11	118,229,732	118,831,733
RWA/000444		1,867,850	1,151,087
RWA/000488		17,069,913	15,409,298
RWA/000525			2,979,379
RWA/000529		46,710,134	46,710,134
RWA/001034		203,856	203,856
RWA/001078		4,987,643	4,987,643
RWA/001134			
RWA/001135		402,274	402,274
RWA/001136		34,462	34,462
RWA/001165		38,953,600	38,953,600
RWA/001166		8,000,000	8,000,000
African Development Fund for ADB	39	376,138,282	353,709,429
Belgian Government	85	428,792,733	411,893,718
CDC - Centre for Disease Control	1	253,822,639	253,822,639
CIDA - Canadian International Development Agency	9	38,755,437	39,043,564
Department for International Development - DFID	63	955,433,006	990,084,002
DoD - US Department of Defense	1	24,420,682	24,420,682
Embassy of Norway	2	8,000,000	8,000,000
EUROPEAN UNION	46	889,057,414	845,795,200

Appendix L: TUFF Checklist

Below is a comprehensive list of activities which need to be completed to produce a complete TUFF dataset. The manager for a particular project should refer back to this checklist when organizing/overseeing data collection.

Data Collection

- **Stage One Searches**
 - a. *Objectives: Identify potential projects within a defined research scope and standardize the initial information into discrete project entries*
 - b. *Activities:*
 - i. Enter donor/recipient search phrase into Factiva, examine output, create initial project entries
- **Web-scraping government websites**
 - a. *Objectives: Gather project-level data made available by donor and recipient governments. (While this information is rarely comprehensive, it is still useful to collect.)*
 - b. *Activities:*
 - i. Donor in-country embassy website: Look under press releases for any aid related events (i.e. signing ceremonies, announcements of donations, speeches). Website specific Google searches (keyword site:URL)
 - ii. Donor aid ministry website: Look for any project documentation. Website specific search (recipient site:URL)
 - iii. Recipient Aid Information Management System (if available)
 - iv. Recipient Ministry websites: Look for project documentation on the Treasury or Finance Ministry website. (donor site:URL)
- **Stage Two Searches:**
 - a. *Objective: Confirm and enhance existing project information gathered in Stage One by performing project specific searches on Google. Populate missing database fields.*
 - b. *Activities:*
 - i. Google (English)
 - ii. Baidu (Chinese)
 - iii. Write project description: Summarize research findings into 5 sentence description of the project. This should serve as a qualitative complement

to the rest of the project entry, providing information on the arch of the project that would otherwise be difficult to capture.

- **Journal Article Searches:**

- a. *Objective: Increase the reliability of project records by incorporating information from journal articles and case studies*
- b. **Activities:**
 - i. Identify promising journals or other academic publications that could contain project-level information. For the China project, this included Oxford Analytics, Africa Confidential, and papers by eminent Chinese aid scholars
 - ii. Scrape through articles and add any relevant information to project entries
 - iii. Google Scholar searches: Use custom search phrase to search for academic articles on Google Scholar

Data Cleaning

- **Duplicate Checks:**

- a. *Objective: Remove projects that have been entered into the database multiple times. Merge records that both relate to the same project but have different information or resources.*
- b. **Activities:**
 - i. Identify duplicate projects by filtering by recipient and CRS sector
 - ii. Merge records when they have different information or resources
 - iii. Deactivate duplicate record

- **Flow class coding:**

- a. *Objective: Assign project records a flow class*
- b. **Activities:**
 - i. Round 1 Coding
 - ii. Round 2 Coding
 - iii. Arbitration

- **“Megadeal” checks**

- a. *Objective: Perform an additional round of web searches and quality checks on all agreements with a financial value above \$100 million*
- b. **Activities:**

- i. Search donor/recipient government websites and media outlets for any information related to the project
 - ii. If the megadeal funds multiple sub-projects determine whether all the funding is accounted for
 - 1. If all fund is accounted for, break deal into component parts with a title that describes their relation to the larger deal
 - 2. If you can't account for how all funds disbursed, leave as a megadeal
- **Least Verified Projects searching:**
 - a. *Objective: Perform an additional round of searches for all projects records relying on only 1 resource. Although some projects will not have any corroborating evidence, past experience has shown RAs are able to find additional resources for many projects when that is their only task.*
 - b. Activities:
 - i. Perform English-language searches on Google for projects. If results are not forthcoming, use google.co.za (the server in South Africa) which occasionally has sources not found elsewhere.
 - ii. Perform Chinese-language searches on Baidu.
- **Logically Inconsistent Coding Check:**
 - a. *Certain database fields, such as flow class, are contingent on how other variables (intent, grant element, flow type) have been coded. This means that certain combinations of these variables violate the coding methodology.*
 - b. Logical Inconsistent Combinations (see Appendix N)
- **Health of Record Scoring:**
 - a. Implement source triangulation and data field completeness scoring methodologies

Valued Added Activities

- **Multimedia searches (optional)**
 - a. *Objective: Add value to project entries by finding photo/video evidence of a project's existence*
 - b. Perform search of YouTube and Google Images as if executing Stage Two
- **Personal Outreach/crowdsourcing (optional)**
 - a. Email policymakers to request information on a specific project

Appendix M: Health of Record Scoring Criteria

The purpose of the Health of Record score is to rate the completeness and verifiability of each record. The score can be used internally to prioritize subsequent rounds of research and quality checks or it can be used by external actors who only want to analyze data with a particular level of accuracy. Below are the criteria for the resource and completeness scores.

Source Triangulation Score: This score is designed to capture our level of confidence in the information in a project record. The most important factors influencing the accuracy of a project entry are the type and number of resources used to create the project record. Other factors that increase our level of confidence in a project record are successfully executing the ground-truthing methodology and finding multimedia evidence (videos or photos) proving the existence of a project.

1. **Base Score:** This portion of the score is determined by the number of *media reports* a project has. The base score is informed by the actual distribution of resources in the database.
 - a. Projects will receive 1 point for each additional media report (2 and above)
 - b. Points will be capped at 4 because the added value of media reports is diminishing due to repetition of the same information³⁸
2. **Value Added Score:** This portion of the resource score awards extra points to project records which have other (more credible) types of resources informing them. A project will receive extra points for each *category* of resource it draws from.
 - a. Official Government Sources (Donor/Recipient): 3
 - b. Other Official Sources (non-Donor/non-Recipient): 3
 - c. Implementing Agency Source: 2
 - d. Academic Journal Articles/Other Academic Sources: 2
 - e. NGO/Civil Society/Advocacy: 1
 - f. Social Media, including unofficial Blogs: 1
3. **Bonus Points:** We also award additional points to project that have undergone additional types of evidence for their existence, such as being ground-truthed or having video/photo evidence of existence.
 - a. Successfully ground-truthed: 4 points

³⁸ We chose to cap the score rather than set up an equation for diminishing marginal points because we want to keep the scoring criteria as simple as possible.

Data Field Completeness Score: In addition to scoring based on the accuracy of the resources informing it, a project's health of record score is also determined by its level of completeness (i.e. having all of its fields populated). The extent of penalty for a missing field in a project record will be in weighted based on how central the field is for analysis of the record. A project will also *earn* points if certain fields are populated. A central goal of the completeness score is to distinguish projects that would benefit additional rounds of searches and scrutiny from completed records.³⁹

High value fields:

- Transaction Amount: Projects with missing financial amounts will receive a 1 point deduction
- Commitment Year: Project without a commitment year or tagged "year uncertain" will receive a 1 point deduction
- Flow Class: "vague" records will receive 1 point deduction
- Flow Type: Vague-TBD/Uset records will receive a 1 point deduction
- Sector: Unallocated/Unspecific projects will receive a 1 point deduction⁴⁰

Status: To identify records that merit an additional round of searchers to see if new information is available, the completeness score will take status into account. It is reasonable to assume that completed or cancelled projects will not receive additional media coverage whereas pipeline, implementing, or suspended projects could receive additional coverage.

- Projects that are marked as completed or cancelled will receive 1 point since we can be confident that additional information will not be forthcoming.
- Projects that are marked pipeline or implementation will receive 0 points.

Other fields:

Funding Agency: Projects without a funding agency will lose a point.

Implementing/Accountable Agency: Projects without an implementing or accountable agency will also lose a point.

³⁹ Projects will receive a base score of 8 to prevent projects from receiving a negative data completeness score.

⁴⁰ Although it is the case that some grants and loans are given without being earmarked, this deduction is designed to show that a project record could benefit from additional follow-up i.e. how was the grant spent if at all.

Appendix N: Automated Decision Rules, Logical Inconsistency Checks and Project Templates

These coding rules are designed to be a “cheat sheet” for coders when tracking Chinese Official Finance. They should also be used by a project manager before the publication of a dataset to check for human coding errors.

To check if these any of these decision-rules have been violated, following the following steps.

- Use the “[Search and Filter](#)” page to find rule violations. For example, to check for violations of Export-Import Bank rules, you would select “Export-Import Bank of China” as a funding agency and check all “flow types” except “Loan” “Export Credit” or “Strategic/Supplier Credit.”
- Export these projects and assigned an RA to correct the errors.
- Repeat this process for each decision-rule, illogical combination and project template until database fields are standardized.

Supplier: Certain government agencies are responsible for providing certain modalities of financing or targeting their financing in certain sectors. These decision rules draw heavily from the [2014 White Paper on Chinese Foreign Aid](#) and other high level academic research on China’s Official Finance portfolio.

Export Import Bank of China

If “funding agency” = Export-Import Bank, then “flow” = Loan OR Export Credit OR Strategic/Supplier Credit (United States Senate 2011)

If “loan type” = concessional, then “funding agency” = Export-Import Bank (Corkin 2011; Davies et al. 2008; “China’s Foreign Aid” 2014)

If “funding agency” = Export-Import Bank, then “flow” ≠ any other flow type

China Development Bank

If “funding agency” = China Development Bank, then “flow” = Loan

If “funding agency” = China Development Bank, then “flow class” = OOF-like (Downs 2011)

If “funding agency” = China Development Bank, then “loan type” ≠ Concessional (Davies et al. 2008; cdb.com 2015)

China Africa Development Fund

If “funding agency” = China Africa Development Fund, then “flow” = Official Investment ⁴¹ ⁴²

People’s Bank of China

If “funding agency” = People’s Bank of China, then “flow class” is Official Finance.

Other Logically Inconsistent Variable Combinations:

- If “grant element” > 24% then “loan type” must ≠ “non-concessional”
- If “grant element” > 24% then and “intent” = Development, then “flow class” ≠ “OOF-like” OR “Vague OF”
- If “project type” = Medical Team, then “flow class” ≠ “OOF-like” OR “Vague OF”
- Vague (OF) and Grant element >25%: If a loan has a grant element above 25% it should not be coded as Vague (OF).
- If “flow type” = Export Credit, then “flow class” ≠ “ODA-like” or “Vague OF”
- If “intent” = “Commercial” or “Representational” then “flow class” ≠ “ODA-like”
- If a loan is “resource-backed” its flow class cannot = “ODA-like”
- If “intent” = Commercial or “Representational” then “flow class” ≠ “Vague OF”

Project Templates:

Project Type	Sector	Flow Type	Flow Class	Intent	Notes
Medical Teams	Health	Free-standing technical assistance	ODA-like	Development	Standard title, see page 11
Agricultural Technology Demonstration Centers	Agriculture, Forestry, Fisheries	Grant or Loan	ODA-like	Development	If loan terms uncertain, Vague OF
Special Economic Zones	Trade and Tourism	Joint Venture	OOF-like	Commercial	
Confucius Institutes/Classrooms	Education	Grant	OOF-like	Representational	
Military Aid	Government and Civil Society	Grant, Loan, Scholarship/training, Free-standing Technical Assistance or Export Credit	Military	Representational	
Training/Technical Assistance	Varies	Free-standing technical assistance	ODA-like	Development	

⁴¹ [Brautigam 2009](#), pg. 205.

⁴² [Brautigam 2011](#), pg. 4.

Debt Cancellation	Government and Civil Society	Debt Forgiveness or rescheduling	ODA-like	Development	If amount uncertain check “debt uncertain”
Malaria Treatment Centers/Anti-Malarial Drugs	Health	Grant or Loan	ODA-like	Development	If loan terms uncertain, Vague OF
De-mining	Government and Civil Society	Free-standing technical assistance	ODA-like	Development	
School Construction	Education	Grant or Loan	ODA-like	Development	If loan terms uncertain, Vague OF
Hospital Construction	Health	Grant or Loan	ODA-like	Development	If loan terms uncertain, Vague OF
Government Buildings	Government and Civil Society	Grant or Loan	ODA-like	Development	If loan terms uncertain, Vague OF
Grants for “Economic and Technical Cooperation”	Unallocated/unspecified	Grant	ODA-like	Development	
Interest-free loans for “Economic and Technical Cooperation”	Unallocated/unspecified	Loan	ODA-like	Development	
Export Credits	Varies	Export Credit	OOF-like	Commercial	

Appendix O: Tracking the Official Finance Activities of Gulf Cooperation Council Donors

In summer of 2014, AidData successfully extended the TUFF methodology to the official financing activities of Saudi Arabia and Qatar. While the methodology for tracking Arab financing is generally identical to tracking Chinese official financing, there are several idiosyncrasies in data collection and coding activities that must be noted.

Stage One Factiva Search Phrase:

Saudi Arabia

(Saudi Arabia or Saudi or Saud* or Riyadh) near5 (Recipient) or (assistance or assist* or grant or loan or concession* or donat* or interest-free or joint fund or package or aid or humanitarian or oil aid or saudi development fund or saudi red crescent or waleed or foundation or ministry)

Qatar

(Qatar or Qatari or Qatar* or Doha) near5 (Bangladesh or Bangladeshi or Bangladesh* or Dhaka) AND (assistance or assist* or grant or loan or concession* or donat* or interest-free or joint fund or package or aid or humanitarian or oil aid or foundation or ministry or budget support or silatech or zakat)

1) In addition to performing Stage One Factiva searches in English, RAs use an identical Arabic search phrase (below). When performing Arabic searches change Factiva's language setting from "English" to "Arabic." Execute Stage One searches using the same steps described on pages 42 to 45.

Saudi Arabia

ذ فط ية مساعدات or ل ل تنمية ال سعودي ال صندوق or ال سعودي الأحمر الهلال or طلال ال اول يد مؤ سسة) (ال سعودية) near5 (ال يمن) AND (معوذة or خارج ية مساعدات or إن ساند ية مساعدات or قرض or

Qatar

ال صندوق or قرض or إن ساند ية مساعدات or خارج ية مساعدات or معوذة) (ال يمن) near5 (ال قطر) (طلال ال اول يد مؤ سسة or ال سعودي الأحمر الهلال or ل ل تنمية ال سعودي

2) To further increase coverage of Gulf Cooperation Council projects, our team designed an additional *organization specific* Factiva search phrase for Saudi Arabia and Qatar. Execute searches using the same steps on described on pages 42 to 45. The Saudi and Qatari organization specific searches are listed below.

Saudi Arabia

(Saudi Fund for Development or Saudi Red Crescent Authority or Alwaleed Bin Talal Foundation or Prince Sultan bin Abdelaziz Foundation or King Abdullah International Foundation for Charity) AND (Recipient)

Qatar

(Sheikh Jassim Bin Jabor Al Thani Charitable Foundation or Education Above All or Reach Out to Asia) AND (Bangladesh or Bangladeshi or Bangladesh* or Dhaka)

3) Neither Saudi Arabia nor Qatar operate country-level Economic and Commercial Counselor websites in the same way as China. However, the team was able to replicate Stage One+ government information system searches using the [Saudi embassy website](#). The website contains a page on Saudi Arabia’s foreign aid over the last calendar year. To scrape information from previous years the team used an internet archiving tool called [Wayback Machine](#).

4) Idiosyncrasy of the GCC project was the creation of a flow class variable called “Official Religious Aid.” This modality captures official [Zakat](#) (see [this blogpost](#) for more details on this aid modality). The categories and definitions of Official Religious Aid are below.

Purpose of ORA	Description
Explicitly religious activities (ORA-1)	Aid where the exclusive purpose is to facilitate religious worship or other religious activities. This could include construction of mosques, exclusively religious education (including Qur’anic schools), etc.
Aid linked to religious activities (ORA-2)	Aid that addresses religious worship or other religious objectives, but also serves other development objectives. This could include food aid during religious holidays (fast-breaking meals during Ramadan, meat donations during Eid al Adha, etc.), funding of religious schools that also provide instruction in other subject areas, etc.
Aid with a special religious meaning (ORA-3)	Aid that promotes the development and welfare of the recipient country (i.e., fits into existing ODA purpose codes) ⁴³ but also holds special religious importance. This could include activities that are common forms of zakat or sadaqa, like aid to orphans/orphan sponsorship. <i>Note that ORA-3 will be categorized as ODA. Because it is difficult to distinguish from ODA when it is not explicitly identified as religious aid, it will not be included in the cumulative ORA figures.</i>

5) By assumption, our team coded *all* loans from the Saudi Fund for Development (SFD) with “development” intent as “ODA-like” regardless of whether they could uncover information on

⁴³ See ‘Code List 2014,’ DAC and CRS Code Lists, Organization for Economic Cooperation and Development (OECD). <http://www.oecd.org/dac/stats/dacandcrscodelist.htm>

a loan's conditions. This assumption is based on public reporting by SFD on its general loan conditions.

After Stage One and Stage One+ searches were completed, the team performed all other remaining steps of the TUFF methodology as described on pages 48 to 55 or in **Appendix L**.

Appendix P: Georeferencing TUFF-Based Data

This document will provide instructions for geocoding any data generated using the TUFF methodology. Coders will use ccaps.aiddata.org/toolkit to geocode, following the same double-blind methodology with arbitration.

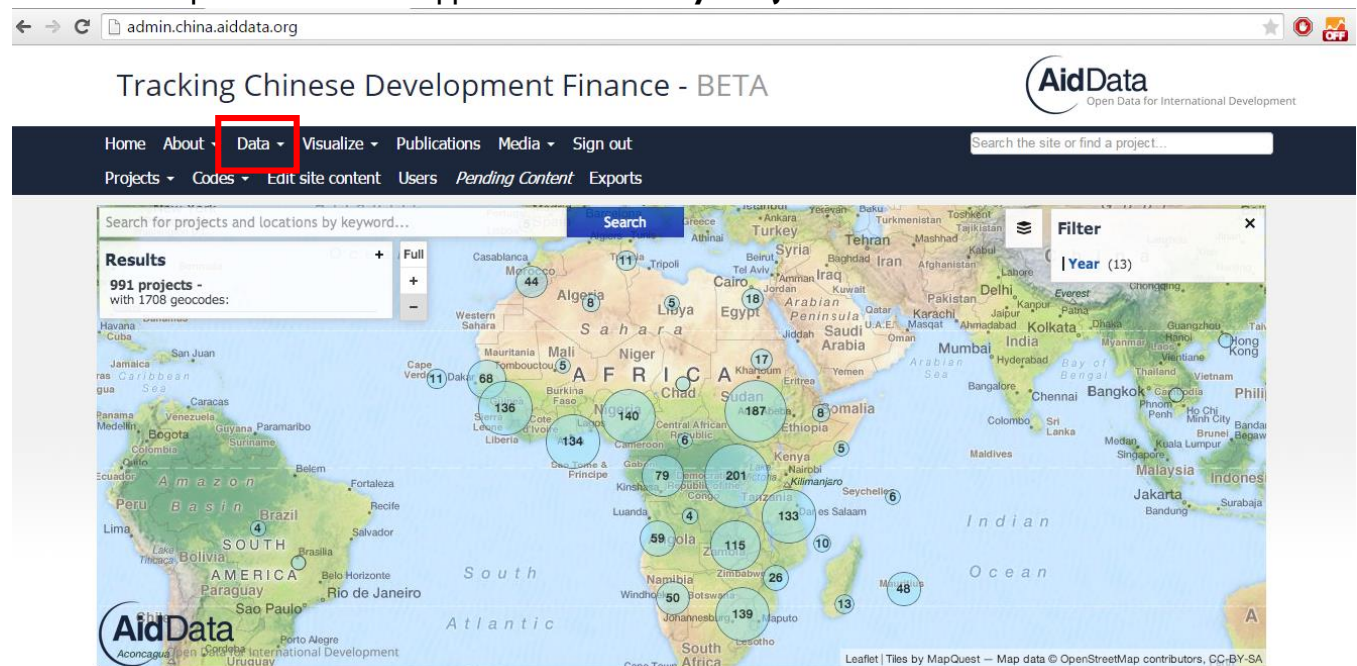
The Online Dataset

Coders will use the searchable dataset on admin.china.aiddata.org as the geocoding resource.

Project Descriptions and **Sources** will appear on every project page on the website—these specific fields will contain the location information from which you will code. Project descriptions are short summaries of news reports—usually a paragraph long—written by RAs on the TUFF team. The Sources are links to actual news reports from which the project descriptions are paraphrased. Project descriptions generally contain all relevant location information, but it's always a good idea to glance at the sources to verify that all location information has been identified.

Using “admin.china.aiddata.org”

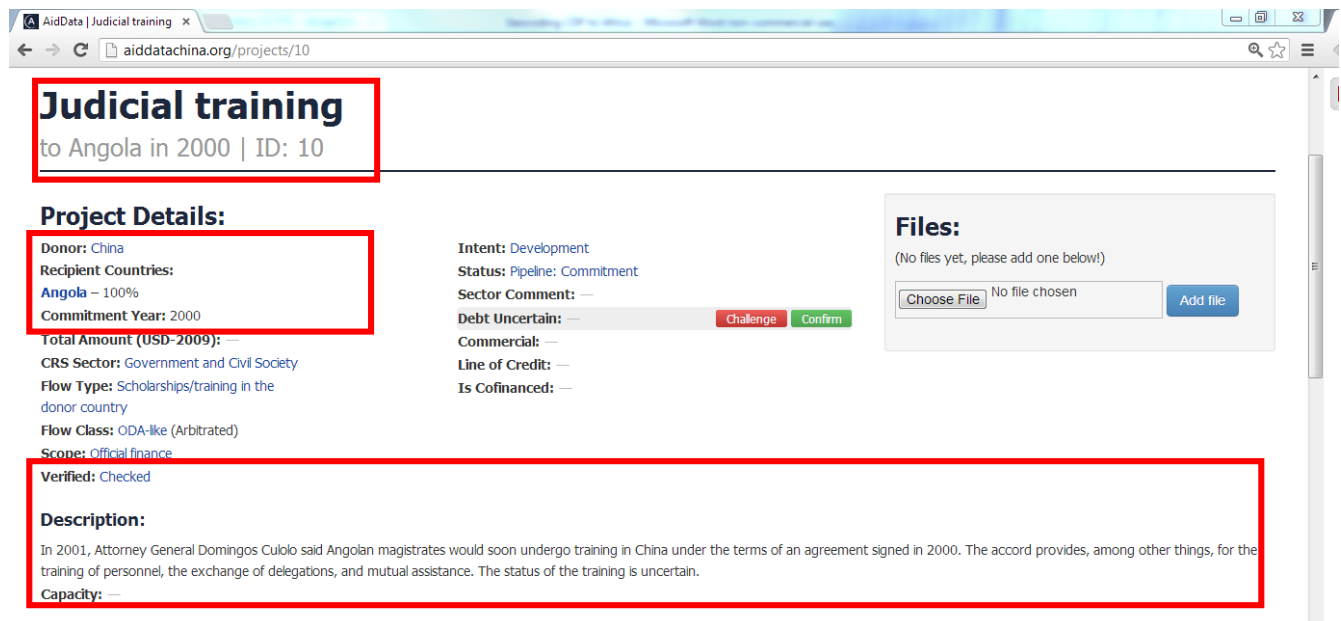
Once you navigate to the admin.china.aiddata.org, click on the **Data** tab on the top of the screen. A dropdown menu will appear. Click **Find by Project ID**.



A search field will appear in the middle of the screen. Fill in the project ID (found in your toolkit task list) and press enter to navigate to the unique project page.



Project pages will look something like this:



The title of the project will appear in bold at the top. **Make sure that the title, country, and project ID on the header match the title, country, and project ID of the project you're coding in the toolkit.** Once you've matched the project page to your toolkit project, follow these general steps:

1. Read the **Description** field carefully for location information. You may write this description in the "Activity Description" field in Geo Coding form.
2. Next to **Recipients** field, in parentheses, is a field displaying any sub-national data for a project. Record all this information.
3. Read all **Sources** to confirm location information. Remember, the project description is a guide. Always default to sources, as they are the media reports that ultimately validate each project. If you have access to Factiva sources, please use this Factiva source to geocode. However if you do not have access to Factiva and it is the main source for the project you are geocoding, please flag the project. Please provide the source name and the URL in the "Source" and "Source URL" fields. If a project has multiple sources, enter main source in these fields and enter all other sources in the "Notes" field.
4. Geocode each location in the toolkit. If the description and sources lack sub-national location information, use a national level precision code ("6" v "8" depending on end user).

Infrastructure Projects

When projects mention infrastructure that has already been completed, code them as precisely as you can. Coding infrastructure projects at the city level is adequate, but if it is possible to add a more specific "street-level" latitude and longitude, please do so. This will be easier some types infrastructure (stadiums, hospitals) and more difficult for others (aquaculture research centers). Follow the same procedures you would normally follow to add new location to the toolkit (using google earth and the geonames database). The general goal is to take steps towards making the data "crowdsource-friendly".