

# Governance Assessment Profile

## The Open Government Partnership's IRM Progress Reports

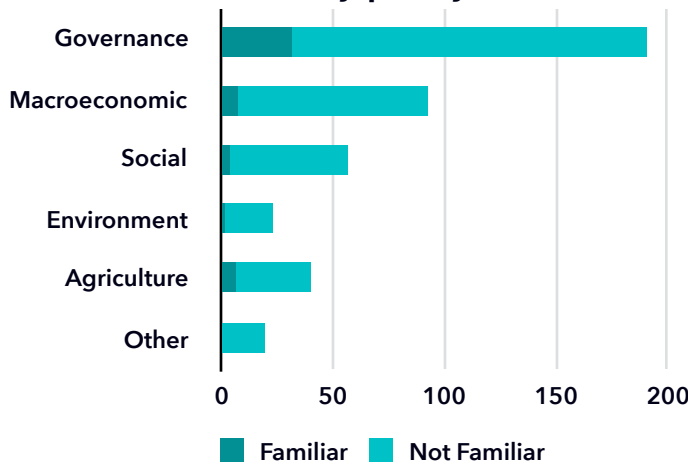
### Summary

The Open Government Partnership's *IRM Progress Reports* provide information on the progress made by the 70 countries participating in the Open Government Partnership, an international platform for domestic reformers committed to making their governments more open, accountable, and responsive to citizens. The reports assess countries on the implementation of plans, and progress in fulfilling principles of the partnership, and give recommendations for improvements. The information below was compiled from responses to AidData's 2016 GDA Snap Poll, which asked public, private and civil society leaders to answer 11 questions about whether, when and why they use governance data in their work. A total of 55 participants to the snap poll indicated familiarity with the IRM.

# 55

survey respondents were familiar with the IRM.

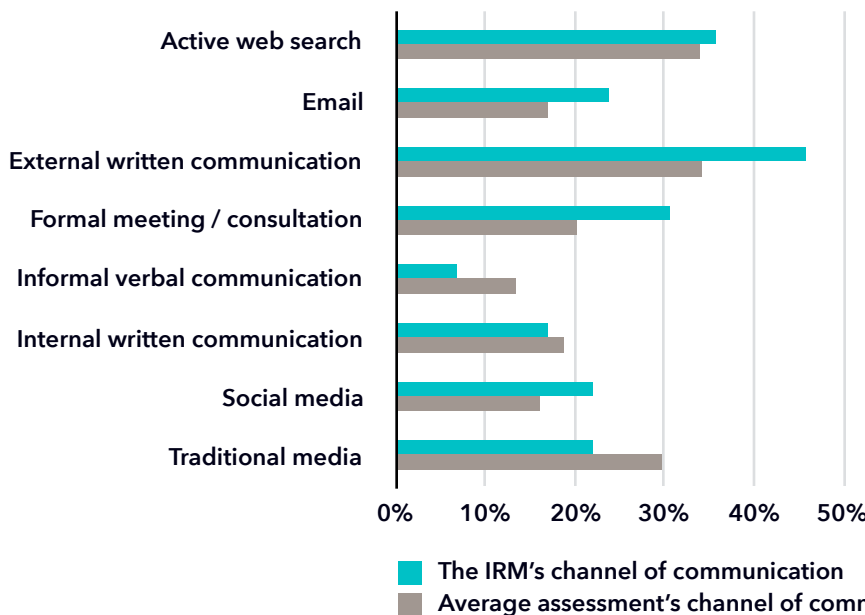
### Who is familiar with the IRM (by policy domain)?



# 17%

32 (17%) out of 190 data users working within the governance domain were familiar with the IRM.

### How did data users become familiar with the IRM?\*



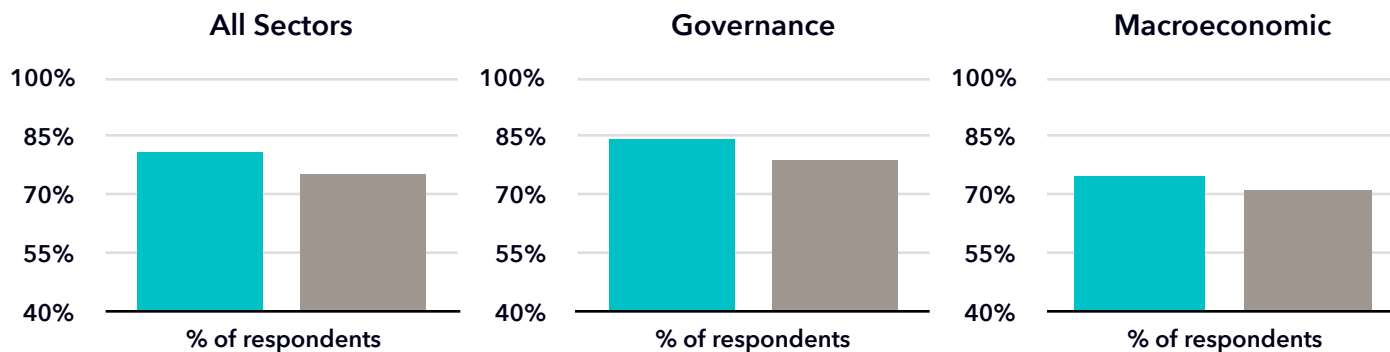
# 46%

of data users became familiar with the IRM through external written communication.

\*Snap poll participants could select multiple channels of communications for how they became familiar with a particular assessment.

## How many data users found the IRM to be *important* or *essential* to their work?

■ The IRM ■ Avg. Assessment



**81%**

*of all data users considered the IRM to be important or essential to their work, 6% above the average assessment.*

**84%**

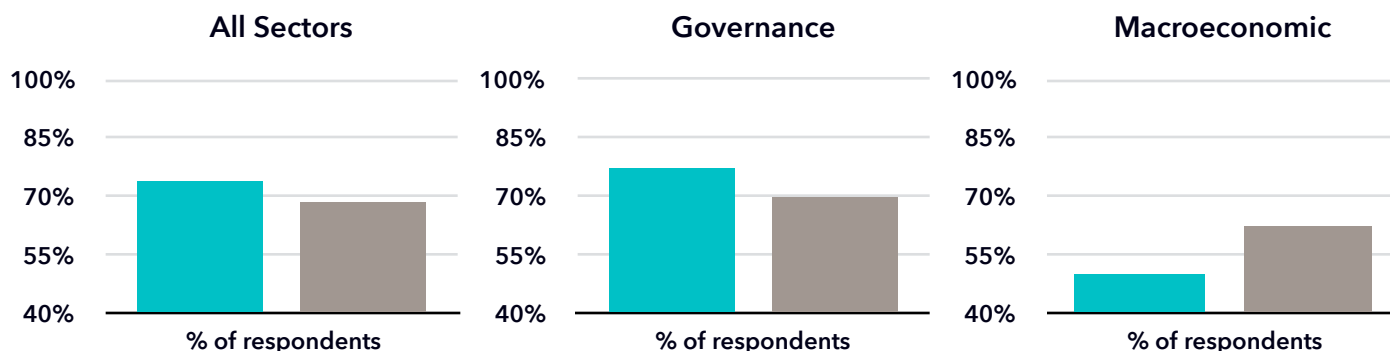
*of data users in the governance domain considered the IRM to be important or essential to their work.*

**75%**

*of data users in the macroeconomic domain considered the IRM to be important or essential to their work.*

## How many data users found the IRM to be *helpful* or *very helpful* to their work?

■ The IRM ■ Avg. Assessment



**74%**

*of all data users evaluated the IRM to be helpful or very helpful to their work, 6% above the average assessment.*

**77%**

*of data users in the governance domain evaluated the IRM to be helpful or very helpful to their work.*

**50%**

*of data users in the macroeconomic domain evaluated the IRM to be helpful or very helpful to their work.*

### Background

Designed and fielded by AidData at the College of William & Mary, the 2016 Governance Data Alliance Snap Poll offers a unique window into the experiences of public, private, and civil society leaders in advancing reforms in their countries and the role of a broad range of governance data in that process. Respondents answered 11 questions about whether, when, how, and why they use governance data in their work. 3000+ policy-makers and practitioners in low- and middle-income countries received an invitation to participate in the online snap poll. 515 individuals in 111 countries participated, yielding a response rate of 17.7%.

### Citation

Takaaki Masaki, Tanya Sethi, and Samantha Custer. 2016. *In the Eye of the Beholder: When is governance data "good enough"?* Williamsburg, VA. AidData at the College of William & Mary and the Governance Data Alliance.