

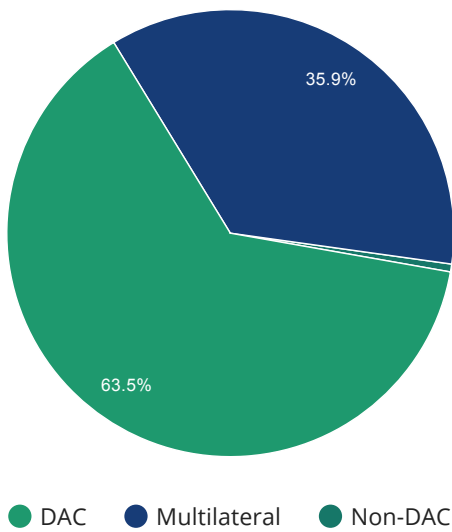
Samoa

Summary

This profile showcases different dimensions of performance and the distribution of development finance in Samoa. The information below was compiled from two sources: AidData's [2014 Reform Efforts Survey](#) and [2004-2013 Core Database](#). The 2014 Reform Efforts Survey asked public, private, and civil society leaders in 126 low- and middle-income countries questions about the most pressing problems they face, their top policy priorities, and how aid agencies can partner with them most effectively. Respondents working in Samoa evaluated the degree to which Samoa's development partners influenced the policy agenda (n=18), provided useful advice (n=15), and how helpful the development partners were in implementation (n=12). The 2004-2013 Core Database represents the most comprehensive dataset tracking international development finance.

Who are Samoa's top development partners?

Total financial contributions by donor type*
(USD \$1 billion total)



Total financial contributions by donor type
(USD \$1 billion total)



* When a donor type's contributions are less than 0.1%, they are not represented in this figure.

Source: AidData's 2004-2013 Core Database

How are development partners performing in different policy areas in Samoa?



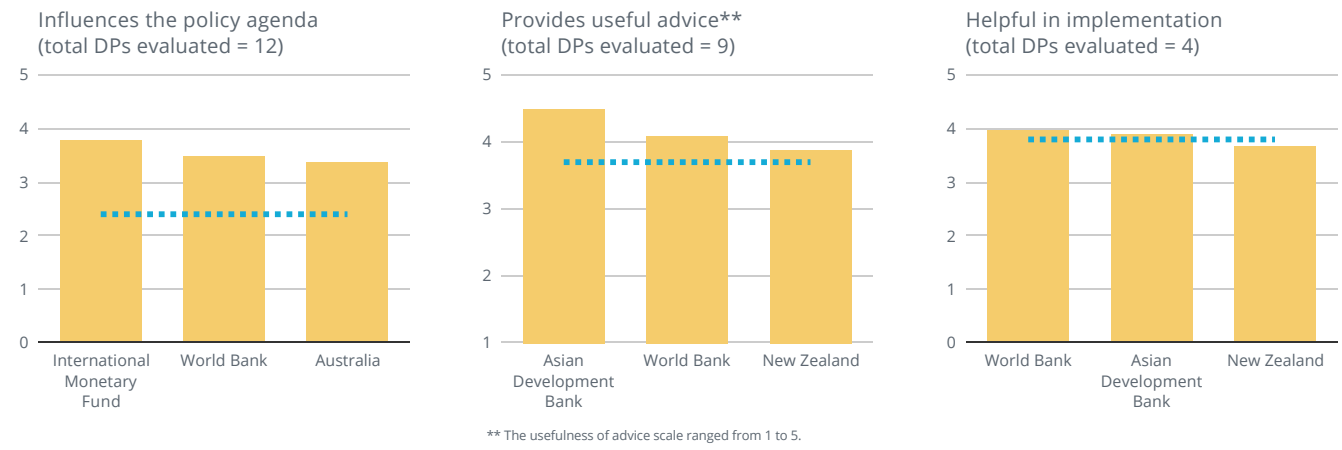
** The usefulness of advice scale ranged from 1 to 5.

Average Development Partner Performance in Samoa
 Average Development Partner Performance across all countries

Source: AidData's 2014 Reform Efforts Survey, Q14, Q21, Q25

Which development partners were rated most highly by survey participants in Samoa?

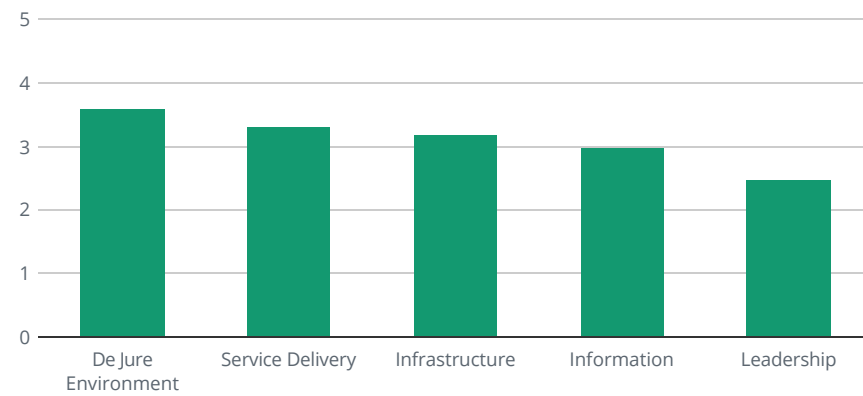
And how do they compare against the average of all development partners?



..... Average Performance of all development partners in Samoa

Source: AidData's 2014 Reform Efforts Survey, Q14, Q21, Q25

Which types of problems do development partners influence most?***



*** The graph displays the types of problems where development partners were most influential in influencing the policy agenda in Samoa. Respondents identified a total of 16 types of problems.

Source: AidData's 2014 Reform Efforts Survey, Q14, Q21, Q25

Citation

Samantha Custer, Zachary Rice, Takaaki Masaki, Rebecca Latourell and Bradley Parks. 2015. Listening to Leaders: Which Development Partners Do They Prefer and Why? Williamsburg, VA: AidData. <http://aiddata.org/listening-to-leaders>.