

Governance Assessment Profile

Worldwide Governance Indicators (WGI)

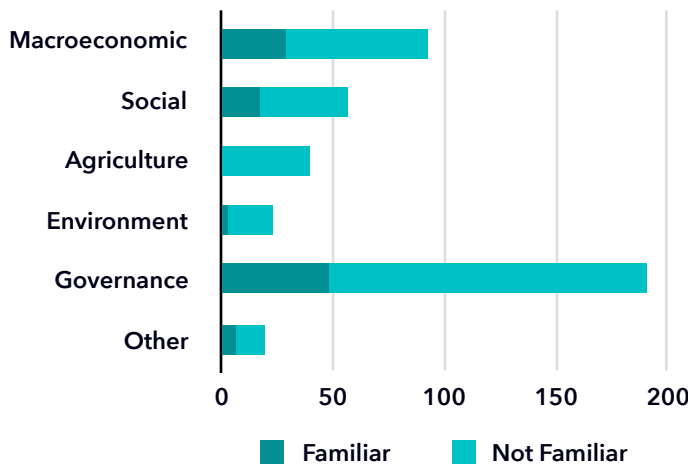
Summary

The *Worldwide Governance Indicators* (WGI) project reports aggregate and individual governance indicators for over 200 countries for 1996-2015 on six indicators: voice and accountability, political stability and absence of violence, government effectiveness, regulatory quality, rule of law, and control of corruption. Indicators are populated from 30 data sources. The information below was compiled from responses to AidData's 2016 GDA Snap Poll, which asked public, private and civil society leaders to answer 11 questions about whether, when, and why they use governance data in their work. A total of 107 participants to the snap poll indicated familiarity with the WGI.

107

survey respondents were familiar with the WGI.

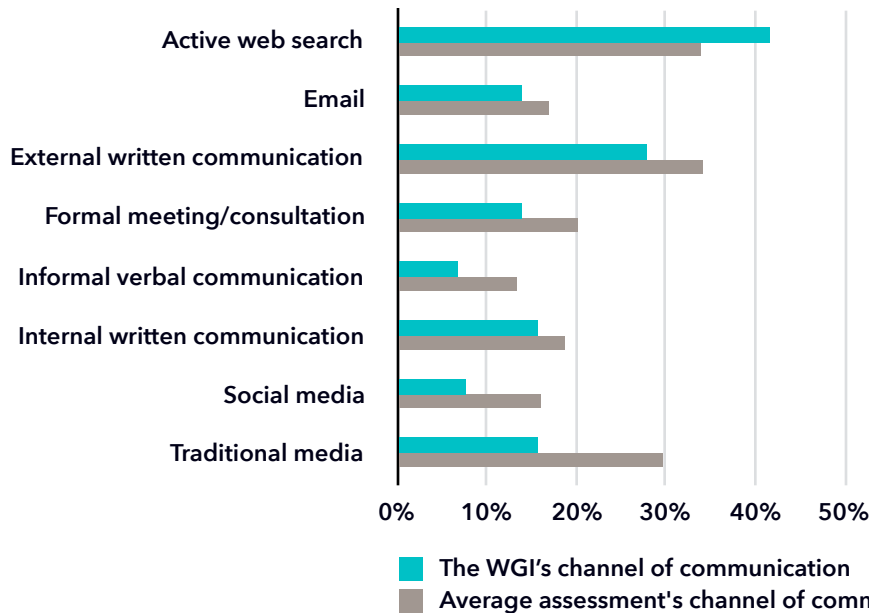
Who is familiar with the WGI (by policy domain)?



26%

49 (26%) out of 190 data users working within the governance domain were familiar with the WGI.

How did data users become familiar with the WGI?*



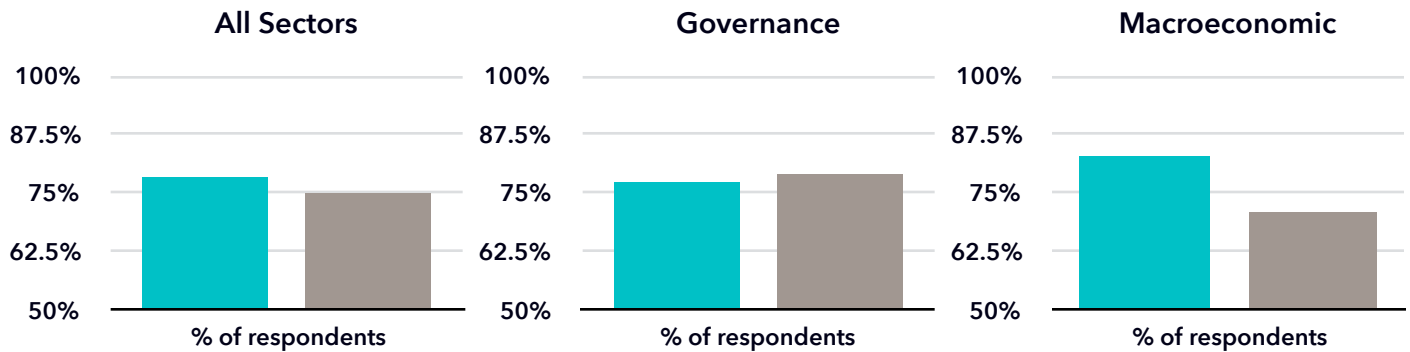
42%

of data users became familiar with the WGI through active web search (e.g., Google).

*Snap poll participants could select multiple channels of communications for how they became familiar with a particular assessment.

How many data users found the WGI to be *important* or *essential* to their work?

■ The WGI ■ Avg. Assessment



78%

of all data users considered the WGI to be important or essential to their work, 3% above the average assessment.

77%

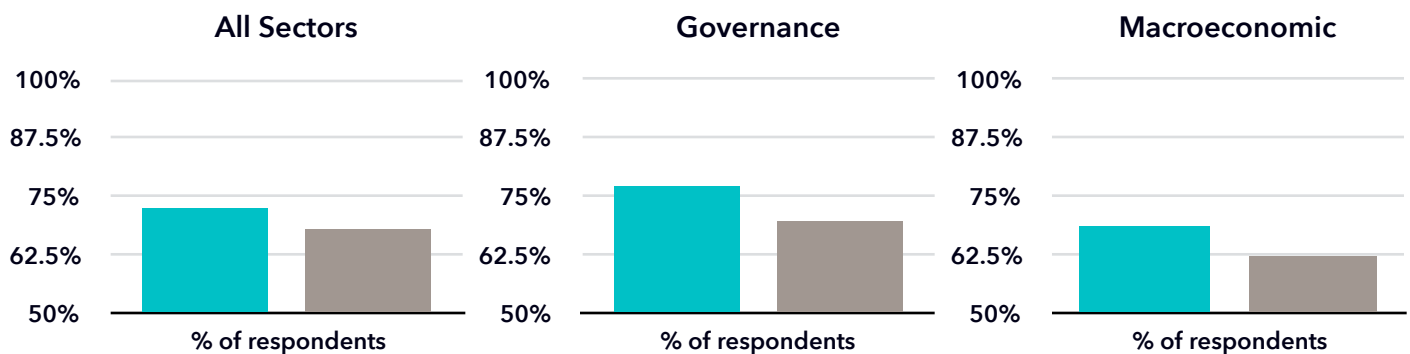
of data users in the governance domain considered the WGI to be important or essential to their work.

83%

of data users in the macroeconomic domain considered the WGI to be important or essential to their work.

How many data users found the WGI to be *helpful* or *very helpful* to their work?

■ The WGI ■ Avg. Assessment



72%

of all data users evaluated the WGI to be helpful or very helpful to their work, 4% above the average assessment.

77%

of data users in the governance domain evaluated the WGI to be helpful or very helpful to their work.

69%

of data users in the macroeconomic domain evaluated the WGI to be helpful or very helpful to their work.

Background

Designed and fielded by AidData at the College of William & Mary, the 2016 Governance Data Alliance Snap Poll offers a unique window into the experiences of public, private, and civil society leaders in advancing reforms in their countries and the role of a broad range of governance data in that process. Respondents answered 11 questions about whether, when, how, and why they use governance data in their work. 3000+ policy-makers and practitioners in low- and middle-income countries received an invitation to participate in the online snap poll. 515 individuals in 111 countries participated, yielding a response rate of 17.7%.

Citation

Takaaki Masaki, Tanya Sethi, and Samantha Custer. 2016. *In the Eye of the Beholder: When is governance data "good enough"?* Williamsburg, VA. AidData at the College of William & Mary and the Governance Data Alliance.