

Governance Assessment Profile

The World Resource Institute's *Environmental Democracy Index* (EDI)

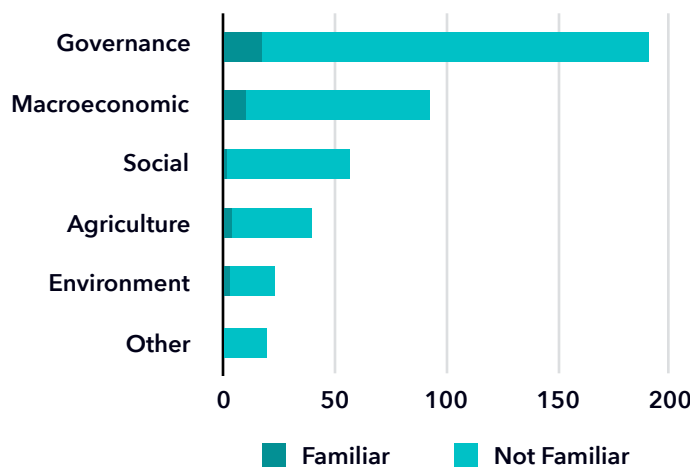
Summary

The World Resource Institute's *Environmental Democracy Index* (EDI) ranks 70 countries according to their progress in achieving environmental democracy. It provides information about economic and demographic contexts for each country, as well as measures for how well each country's laws protect environmental democracy rights. The information below was compiled from responses to AidData's 2016 GDA Snap Poll, which asked public, private and civil society leaders to answer 11 questions about whether, when and why they use governance data in their work. A total of 38 participants to the snap poll indicated familiarity with the EDI.

38

survey respondents were familiar with the EDI.

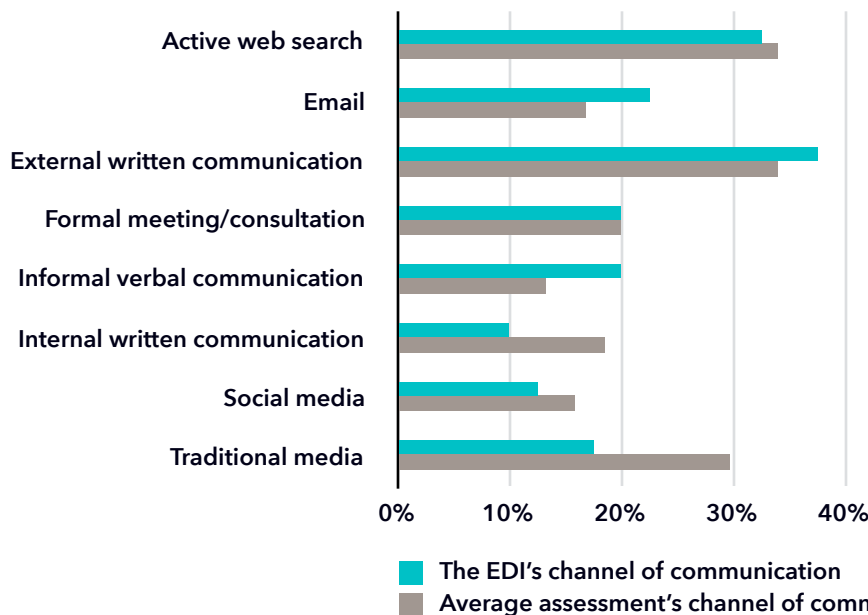
Who is familiar with the EDI (by policy domain)?



9%

18 (9%) out of 190 data users working within the governance domain were familiar with the EDI.

How did data users become familiar with the EDI?*



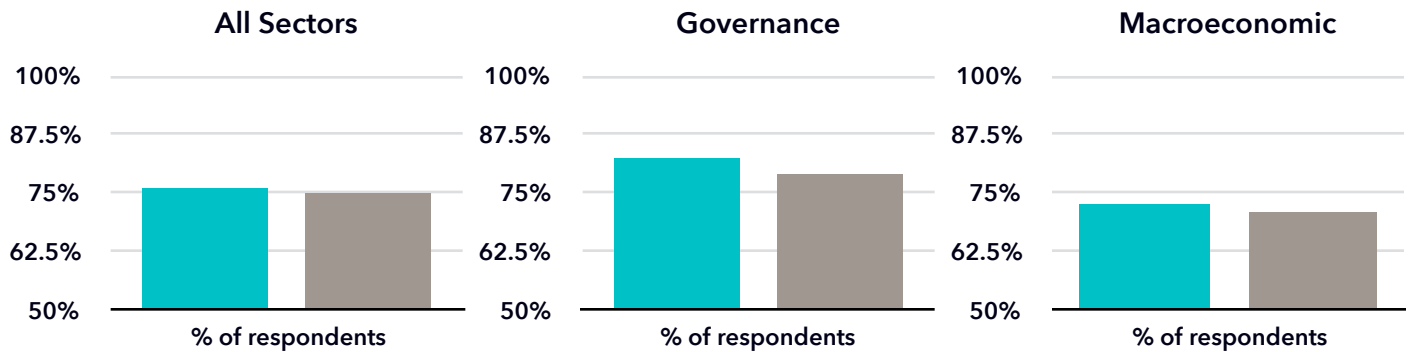
37%

of data users became familiar with the EDI through external written communication.

*Snap poll participants could select multiple channels of communications for how they became familiar with a particular assessment.

How many data users found the EDI to be *important* or *essential* to their work?

■ The EDI ■ Avg. Assessment



76%

of all data users considered the EDI to be important or essential to their work, 1% above the average assessment.

82%

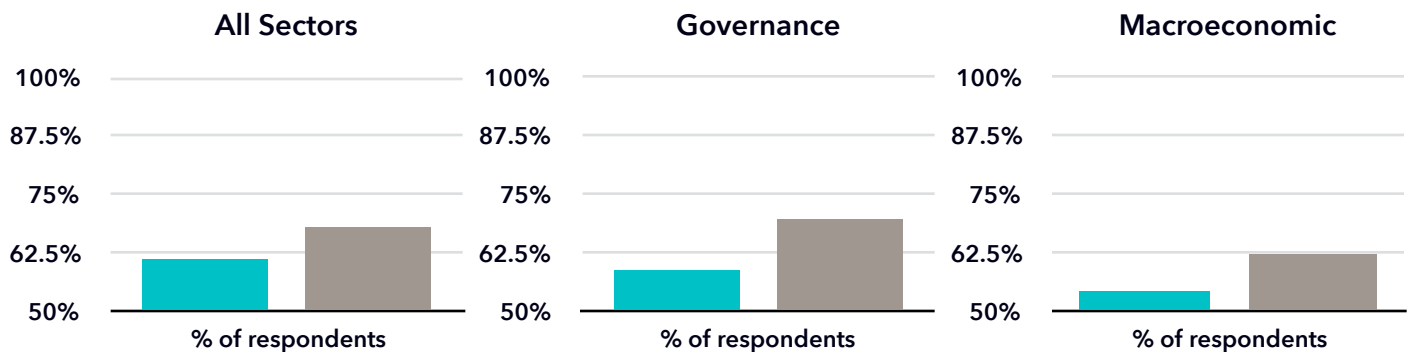
of data users in the governance domain considered the EDI to be important or essential to their work.

72%

of data users in the macroeconomic domain considered the EDI to be important or essential to their work.

How many data users found the EDI to be *helpful* or *very helpful* to their work?

■ The EDI ■ Avg. Assessment



61%

of all data users evaluated the EDI to be helpful or very helpful to their work, 7% below the average assessment.

59%

of data users in the governance domain evaluated the EDI to be helpful or very helpful to their work.

54%

of data users in the macroeconomic domain evaluated the EDI to be helpful or very helpful to their work.

Background

Designed and fielded by AidData at the College of William & Mary, the 2016 Governance Data Alliance Snap Poll offers a unique window into the experiences of public, private, and civil society leaders in advancing reforms in their countries and the role of a broad range of governance data in that process. Respondents answered 11 questions about whether, when, how, and why they use governance data in their work. 3000+ policy-makers and practitioners in low- and middle-income countries received an invitation to participate in the online snap poll. 515 individuals in 111 countries participated, yielding a response rate of 17.7%.

Citation

Takaaki Masaki, Tanya Sethi, and Samantha Custer. 2016. *In the Eye of the Beholder: When is governance data "good enough"?* Williamsburg, VA. AidData at the College of William & Mary and the Governance Data Alliance.