

Governance Assessment Profile

The World Justice Project's Rule of Law Index

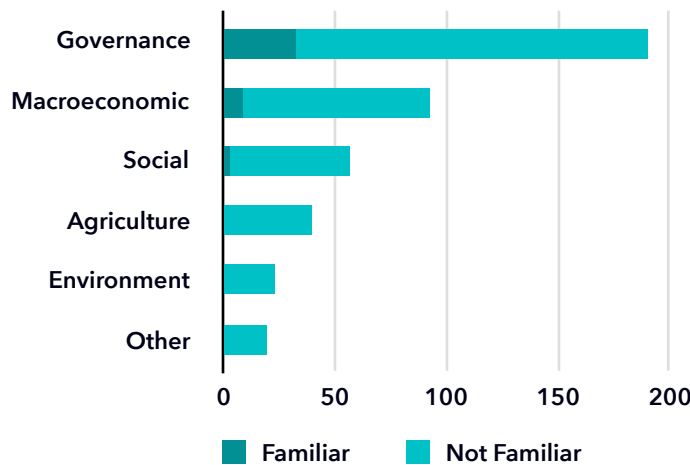
Summary

The World Justice Project's *Rule of Law Index* measures rule of law based on the experiences and perceptions of the general public and in-country experts worldwide. Performance across 44 indicators and 8 rule of law factors for 113 countries and jurisdictions is measured using primary data from more than 110,000 households and 2,700 expert surveys to assess how the rule of law is experienced in practical, everyday situations by the general public. The information below was compiled from responses to AidData's 2016 GDA Snap Poll, which asked public, private and civil society leaders to answer 11 questions about whether, when, and why they use governance data in their work. A total of 47 participants to the snap poll indicated familiarity with the *Rule of Law Index*.

47

survey respondents were familiar with the *Rule of Law Index*.

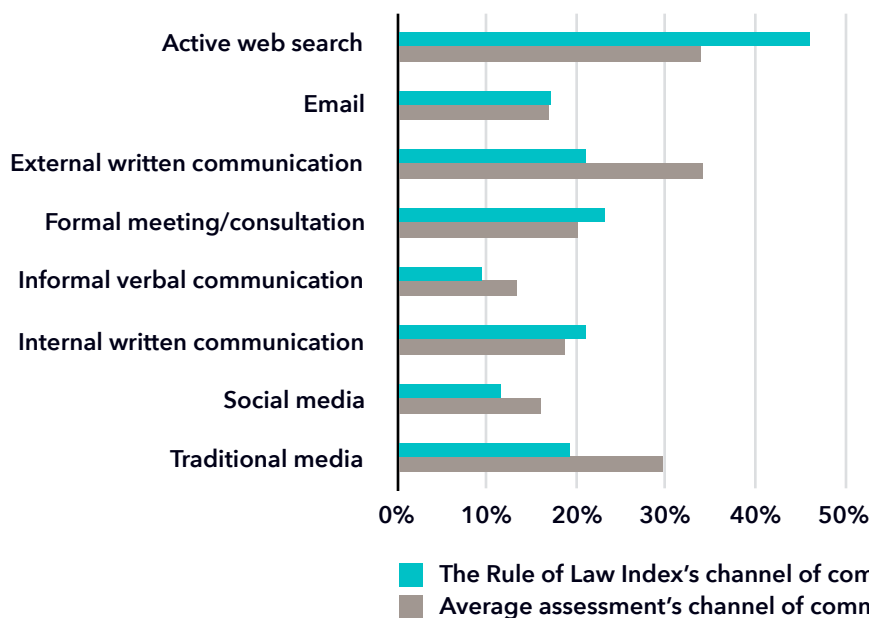
Who is familiar with the Rule of Law Index (by policy domain)?



17%

33 (17%) out of 190 data users working within the governance domain were familiar with the *Rule of Law Index*.

How did data users become familiar with the Rule of Law Index?*



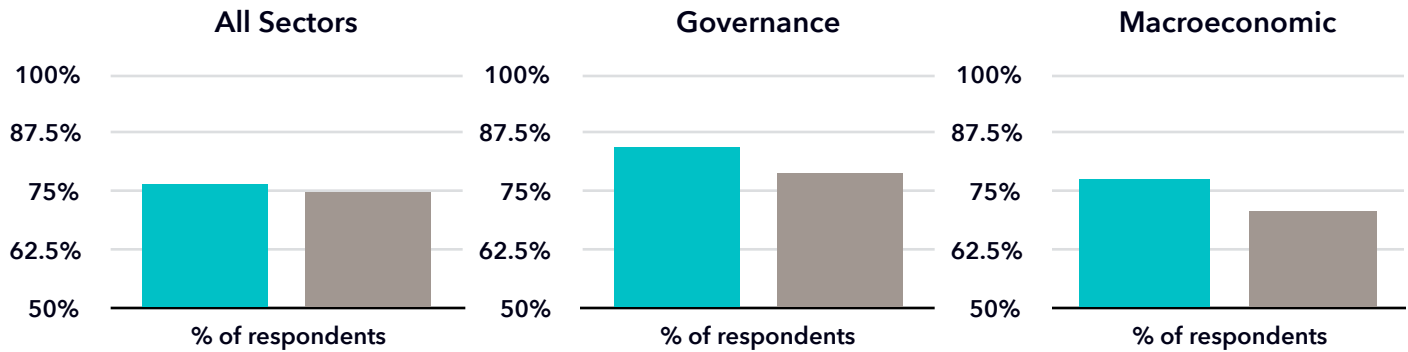
46%

of data users became familiar with the *Rule of Law Index* through active web search (e.g., Google).

*Snap poll participants could select multiple channels of communications for how they became familiar with a particular assessment.

How many data users found the Rule of Law Index to be *important* or *essential* to their work?

■ The Rule of Law Index ■ Avg. Assessment



76%

of all data users considered the Rule of Law Index to be important or essential to their work, 1% above the average assessment.

85%

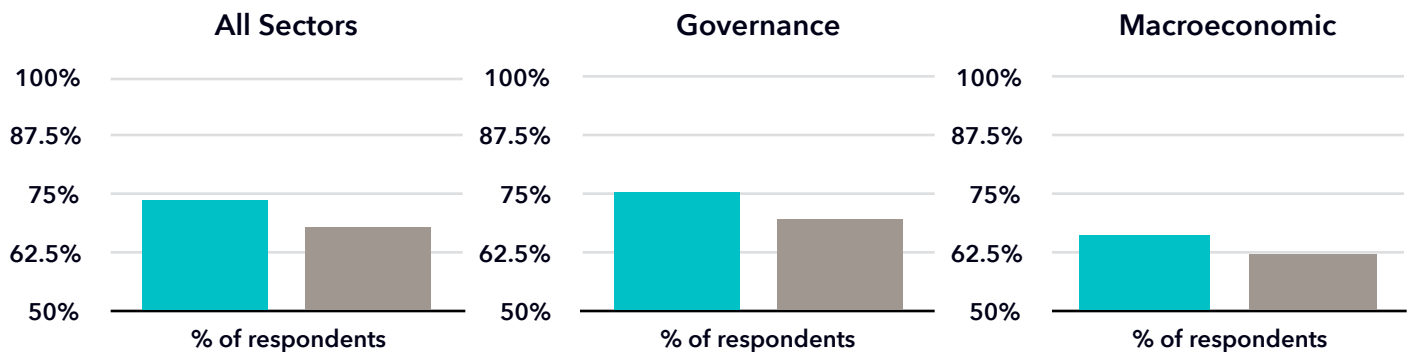
of data users in the governance domain considered the Rule of Law Index to be important or essential to their work.

77%

of data users in the macroeconomic domain considered the Rule of Law Index to be important or essential to their work.

How many data users found the Rule of Law Index to be *helpful* or *very helpful* to their work?

■ The Rule of Law Index ■ Avg. Assessment



74%

of all data users evaluated the Rule of Law Index to be helpful or very helpful to their work, 6% above the average assessment.

75%

of data users in the governance domain evaluated the Rule of Law Index to be helpful or very helpful to their work.

66%

of data users in the macroeconomic domain evaluated the Rule of Law Index to be helpful or very helpful to their work.

Background

Designed and fielded by AidData at the College of William & Mary, the 2016 Governance Data Alliance Snap Poll offers a unique window into the experiences of public, private, and civil society leaders in advancing reforms in their countries and the role of a broad range of governance data in that process. Respondents answered 11 questions about whether, when, how, and why they use governance data in their work. 3000+ policy-makers and practitioners in low- and middle-income countries received an invitation to participate in the online snap poll. 515 individuals in 111 countries participated, yielding a response rate of 17.7%.

Citation

Takaaki Masaki, Tanya Sethi, and Samantha Custer. 2016. *In the Eye of the Beholder: When is governance data "good enough"?* Williamsburg, VA. AidData at the College of William & Mary and the Governance Data Alliance.