

Governance Assessment Profile

Transparency International's *National Integrity System Assessment (NIS)*

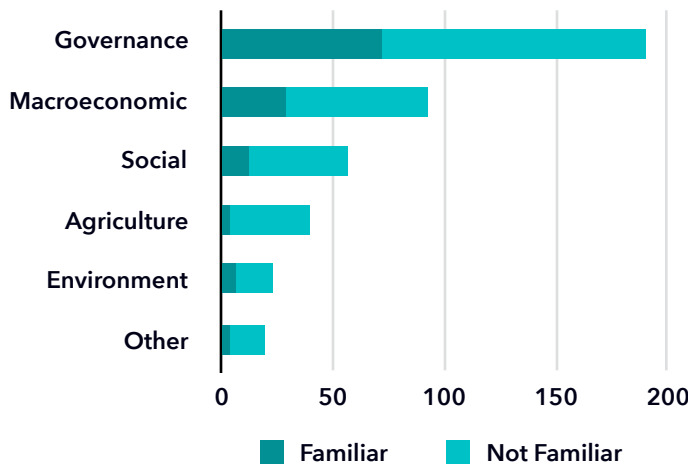
Summary

Transparency International's *National Integrity System Assessment (NIS)* presents a holistic picture of countries' institutional landscape regarding their capacity to function, their compliance with good governance principles, and their performance in the fight against corruption. The information below was compiled from responses to AidData's 2016 GDA Snap Poll, which asked public, private and civil society leaders to answer 11 questions about whether, when, and why they use governance data in their work. A total of 132 participants to the snap poll indicated familiarity with the NIS.

132

survey respondents were familiar with the NIS.

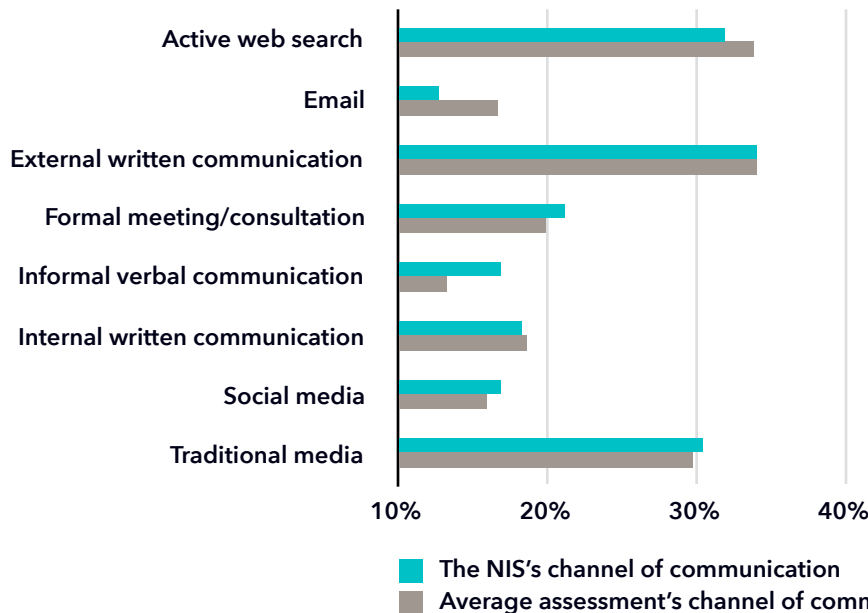
Who is familiar with the NIS (by policy domain)?



38%

72 (38%) out of 190 data users working within the governance domain were familiar with the NIS.

How did data users become familiar with the NIS?*



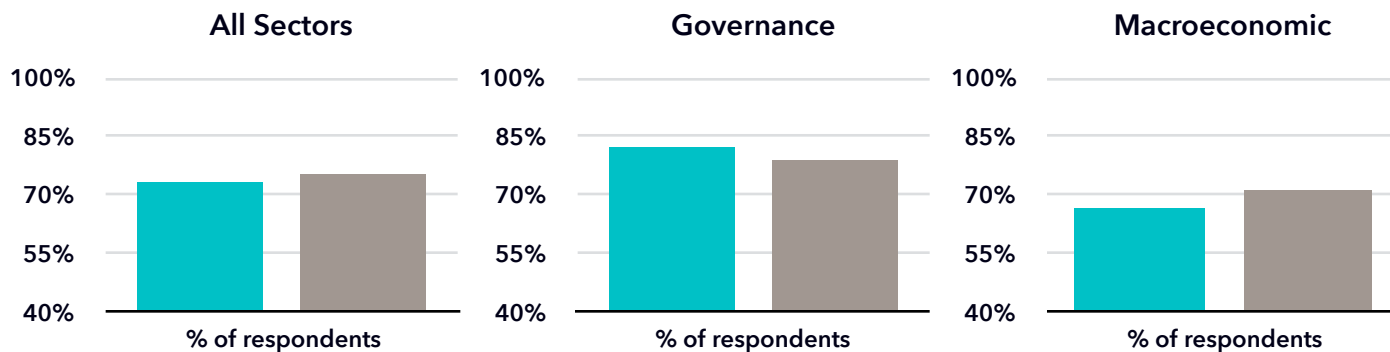
34%

of data users became familiar with the NIS through external written communication.

*Snap poll participants could select multiple channels of communications for how they became familiar with a particular assessment.

How many data users found the NIS

■ The NIS ■ Avg. Assessment



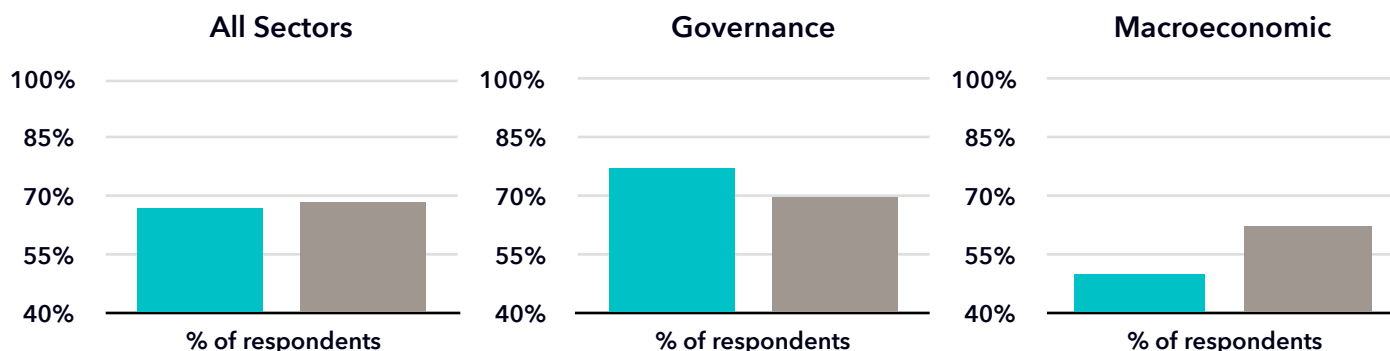
73%
of all data users considered the NIS to be important or essential to their work, 2% below the average assessment.

82%
of data users in the governance domain considered the NIS to be important or essential to their work.

67%
of data users in the macroeconomic domain considered the NIS to be important or essential to their work.

How many data users found the NIS to be helpful or very helpful to their work?

■ The NIS ■ Avg. Assessment



67%
of all data users evaluated the NIS to be helpful or very helpful to their work, 1% below the average assessment.

78%
of data users in the governance domain evaluated the NIS to be helpful or very helpful to their work.

50%
of data users in the macroeconomic domain evaluated the NIS to be helpful or very helpful to their work.

Background

Designed and fielded by AidData at the College of William & Mary, the 2016 Governance Data Alliance Snap Poll offers a unique window into the experiences of public, private, and civil society leaders in advancing reforms in their countries and the role of a broad range of governance data in that process. Respondents answered 11 questions about whether, when, how, and why they use governance data in their work. 3000+ policy-makers and practitioners in low- and middle-income countries received an invitation to participate in the online snap poll. 515 individuals in 111 countries participated, yielding a response rate of 17.7%.

Citation

Takaaki Masaki, Tanya Sethi, and Samantha Custer. 2016. *In the Eye of the Beholder: When is governance data "good enough"?* Williamsburg, VA. AidData at the College of William & Mary and the Governance Data Alliance.