

# Governance Assessment Profile

## The Natural Resource Governance Institute's *Resource Governance Index (RGI 2013)*

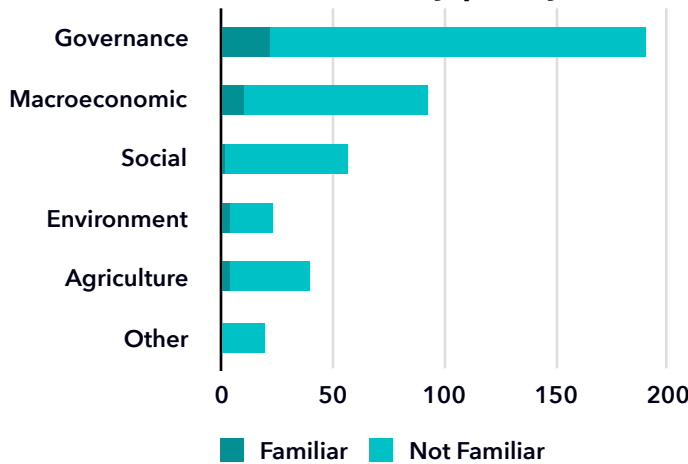
### Summary

The Natural Resource Governance Institute's *Resource Governance Index (RGI 2013)* measures the standard of governance in the oil, mining, and gas industries for 58 countries. The score is based on data collected by a 173-question survey, focused on the institutional and legal settings, reporting practices, safeguards and quality controls, and enabling environments. The next version of the RGI will be launched in 2017. The information below was compiled from responses to AidData's 2016 GDA Snap Poll, which asked public, private and civil society leaders to answer 11 questions about whether, when, and why they use governance data in their work. A total of 45 participants to the snap poll indicated familiarity with the RGI 2013.

# 45

survey respondents were familiar with the RGI 2013.

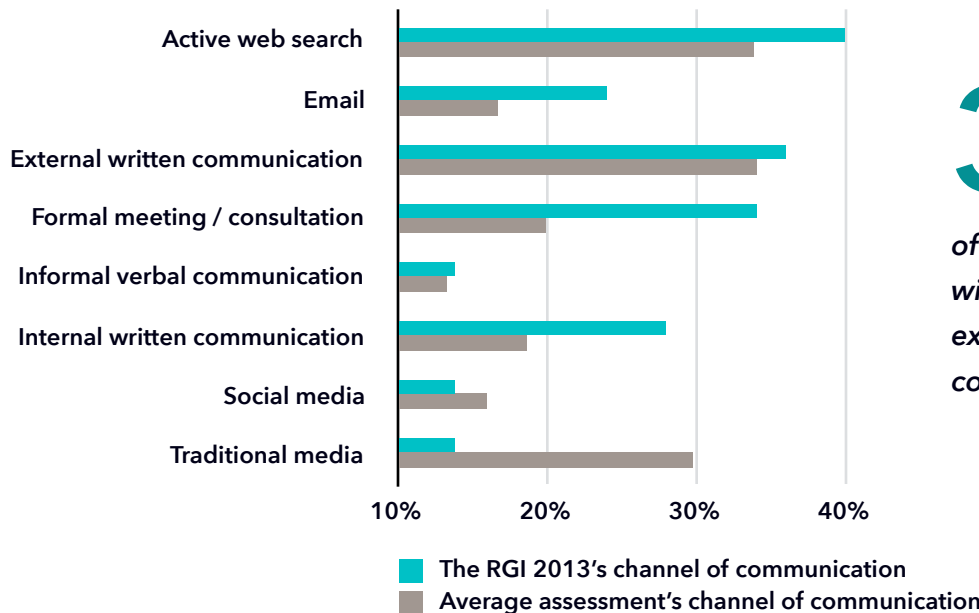
### Who is familiar with the RGI 2013 (by policy domain)?



# 22%

5 (22%) out of 23 data users working within the environment domain were familiar with the RGI 2013.

### How did data users become familiar with the RGI 2013?\*



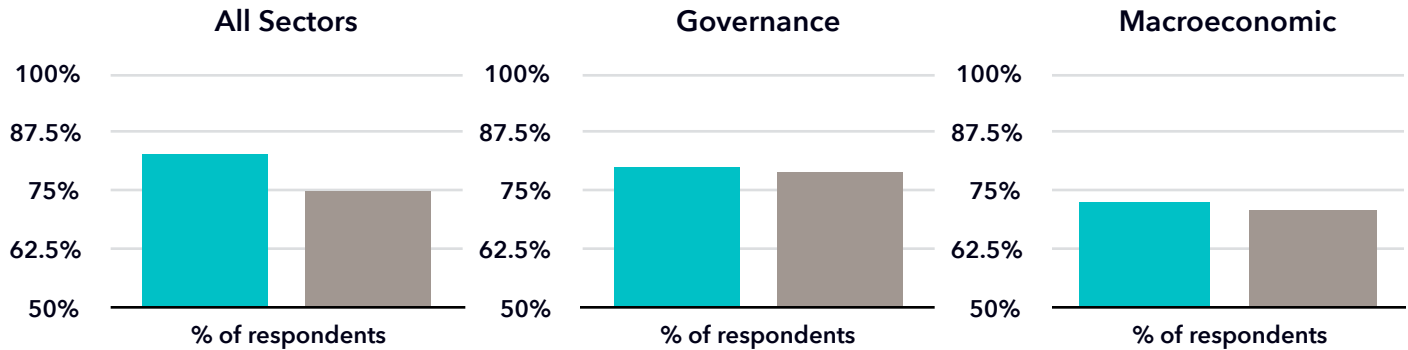
# 36%

of data users became familiar with the RGI 2013 through external written communication.

\*Snap poll participants could select multiple channels of communications for how they became familiar with a particular assessment.

## How many data users found the RGI 2013 to be *important* or *essential* to their work?

■ The RGI ■ Avg. Assessment



**83%**

*of all data users considered the RGI 2013 to be important or essential to their work, 8% above the average assessment.*

**80%**

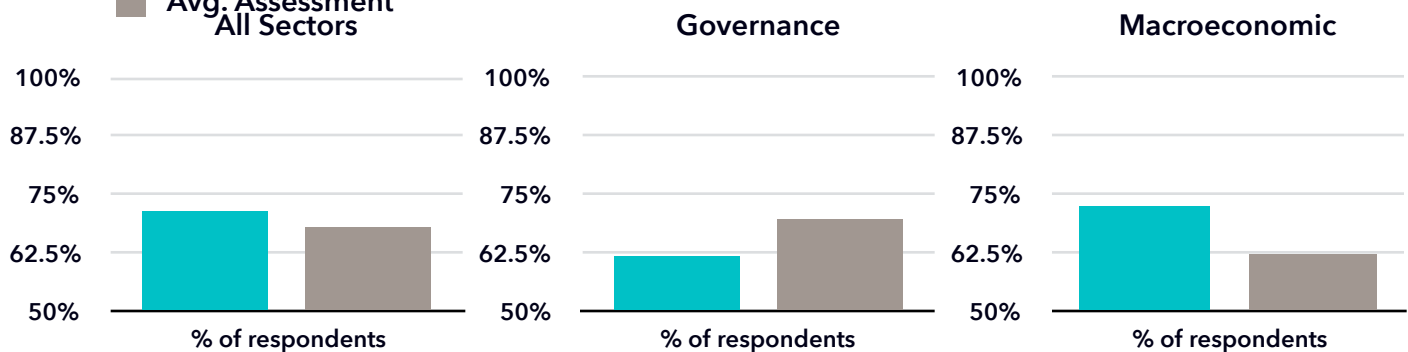
*of data users in the governance domain considered the RGI 2013 to be important or essential to their work.*

**73%**

*of data users in the macroeconomic domain considered the RGI 2013 to be important or essential to their work.*

## How many data users found the RGI 2013 to be *helpful* or *very helpful* to their work?

■ The RGI 2013  
■ Avg. Assessment All Sectors



**71%**

*of all data users evaluated the RGI 2013 to be helpful or very helpful to their work, 3% above the average assessment.*

**62%**

*of data users in the governance domain evaluated the RGI 2013 to be helpful or very helpful to their work.*

**73%**

*of data users in the macroeconomic domain evaluated the RGI 2013 to be helpful or very helpful to their work.*

### Background

Designed and fielded by AidData at the College of William & Mary, the 2016 Governance Data Alliance Snap Poll offers a unique window into the experiences of public, private, and civil society leaders in advancing reforms in their countries and the role of a broad range of governance data in that process. Respondents answered 11 questions about whether, when, how, and why they use governance data in their work. 3000+ policy-makers and practitioners in low- and middle-income countries received an invitation to participate in the online snap poll. 515 individuals in 111 countries participated, yielding a response rate of 17.7%.

### Citation

Takaaki Masaki, Tanya Sethi, and Samantha Custer. 2016. *In the Eye of the Beholder: When is governance data "good enough"?* Williamsburg, VA. AidData at the College of William & Mary and the Governance Data Alliance.