

Governance Assessment Profile

The Ibrahim Index of African Governance (IIAG)

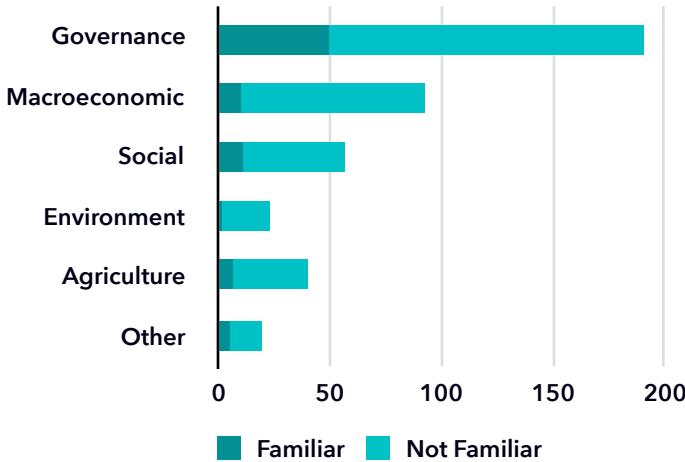
Summary

The Ibrahim Index of African Governance (IIAG) annually scores and ranks each country in Africa based on the quality of governance. The assessment contains 91 indicators from 30+ independent global institutions. The information below was compiled from responses to AidData's 2016 GDA Snap Poll, which asked public, private and civil society leaders to answer 11 questions about whether, when and why they use governance data in their work. A total of 103 participants to the snap poll indicated familiarity with the IIAG.

103

survey respondents were familiar with the IIAG.

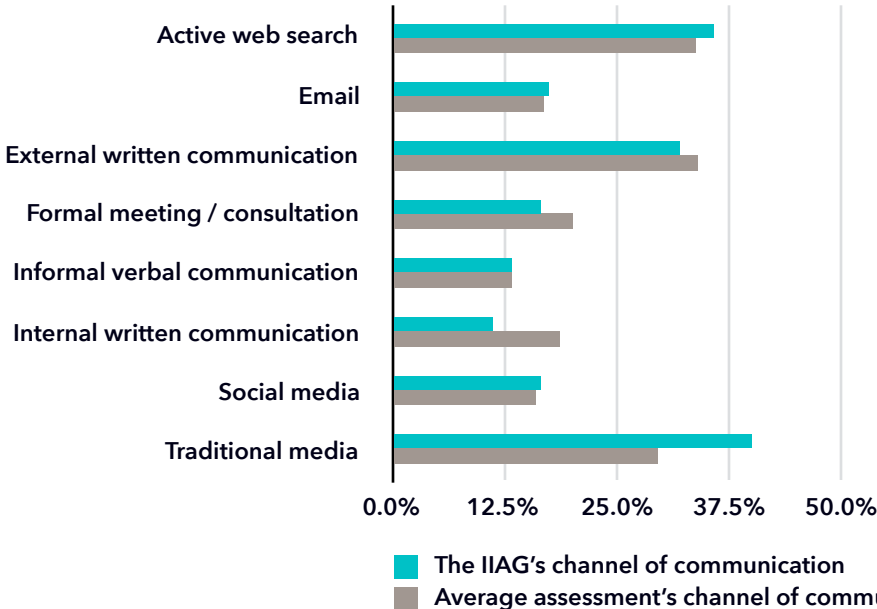
Who is familiar with the IIAG (by policy domain)?



26%

50 (26%) out of 190 data users working within the governance domain were familiar with the IIAG.

How did data users become familiar with the IIAG?*



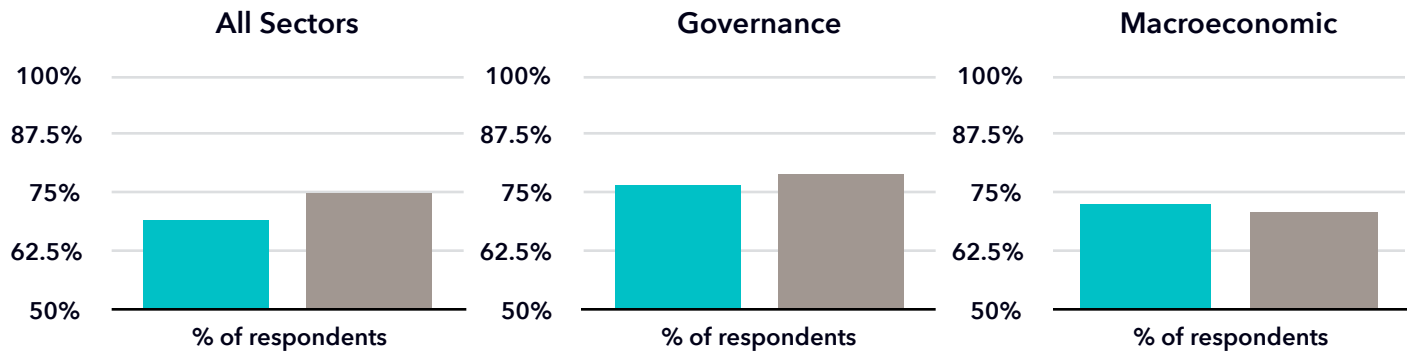
40%

of data users became familiar with the IIAG through traditional media (e.g., newspapers, magazines).

*Snap poll participants could select multiple channels of communications for how they became familiar with a particular assessment.

How many data users found the IIAG to be *important* or *essential* to their work?

■ The IIAG ■ Avg. Assessment



69%

of all data users considered the IIAG to be *important* or *essential* to their work, 6% below the average assessment.

77%

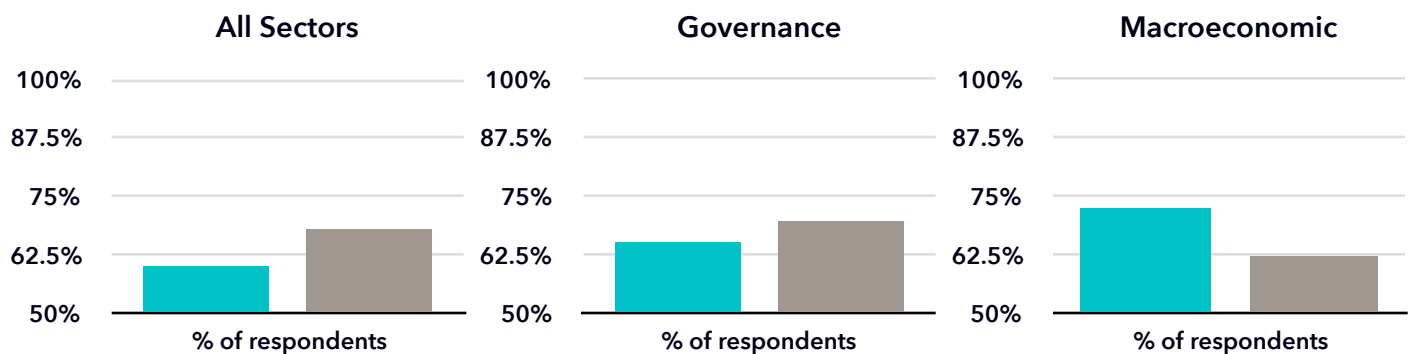
of data users in the governance domain considered the IIAG to be *important* or *essential* to their work.

73%

of data users in the macroeconomic domain considered the IIAG to be *important* or *essential* to their work.

How many data users found the IIAG to be *helpful* or *very helpful* to their work?

■ The IIAG ■ Avg. Assessment



60%

of all data users evaluated the IIAG to be *helpful* or *very helpful* to their work, 8% below the average assessment.

65%

of data users in the governance domain evaluated the IIAG to be *helpful* or *very helpful* to their work.

73%

of data users in the macroeconomic domain evaluated the IIAG to be *helpful* or *very helpful* to their work.

Background

Designed and fielded by AidData at the College of William & Mary, the 2016 Governance Data Alliance Snap Poll offers a unique window into the experiences of public, private, and civil society leaders in advancing reforms in their countries and the role of a broad range of governance data in that process. Respondents answered 11 questions about whether, when, how, and why they use governance data in their work. 3000+ policy-makers and practitioners in low- and middle-income countries received an invitation to participate in the online snap poll. 515 individuals in 111 countries participated, yielding a response rate of 17.7%.

Citation

Takaaki Masaki, Tanya Sethi, and Samantha Custer. 2016. *In the Eye of the Beholder: When is governance data "good enough"?* Williamsburg, VA. AidData at the College of William & Mary and the Governance Data Alliance.