

Governance Assessment Profile

The Global Barometer Survey (GBS)

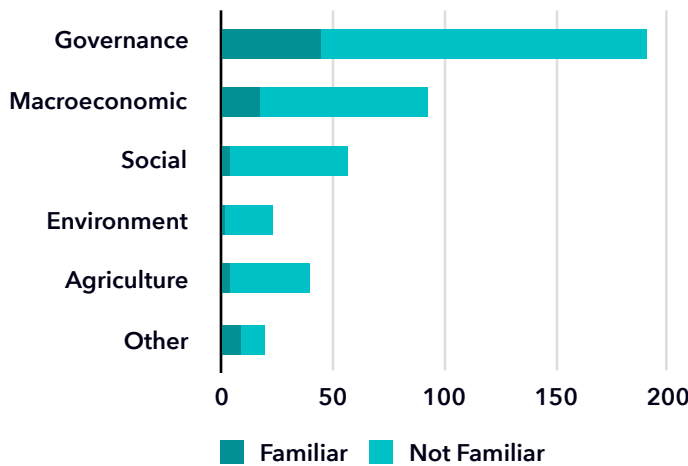
Summary

The *Global Barometer Survey* (GBS) is a non-partisan research network that conducts public attitude surveys on democracy, governance, economic conditions, and related issues. The GBS includes the *Afro Barometer*, *Latino Barometer*, *Arab Barometer*, *Asian Barometer*, and *Euro Barometer*. The information below was compiled from responses to AidData's 2016 GDA Snap Poll, which asked public, private and civil society leaders to answer 11 questions about whether, when, and why they use governance data in their work. A total of 102 participants to the snap poll indicated familiarity with the GBS.

102

survey respondents were familiar with the GBS.

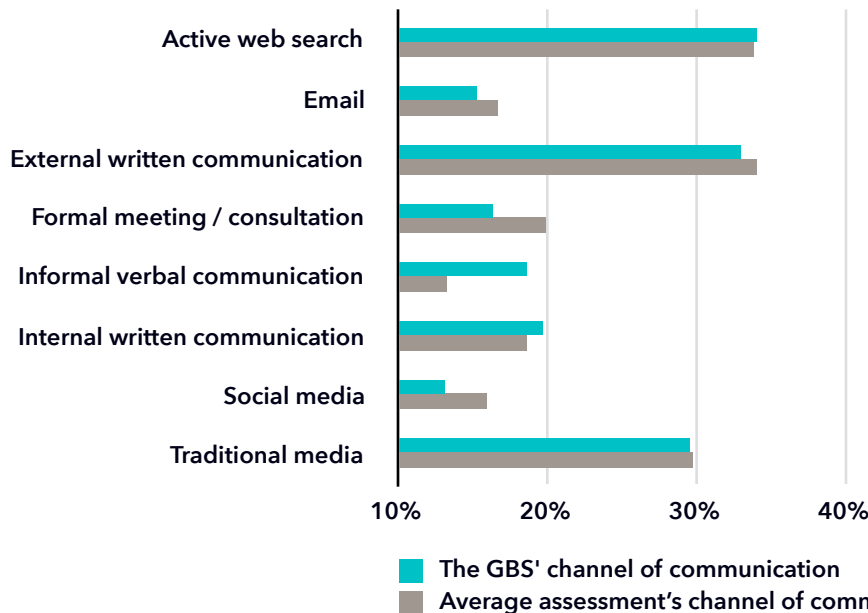
Who is familiar with the GBS (by policy domain)?



24%

45 (24%) out of 190 data users working within the governance domain were familiar with the GBS.

How did data users become familiar with the GBS?*



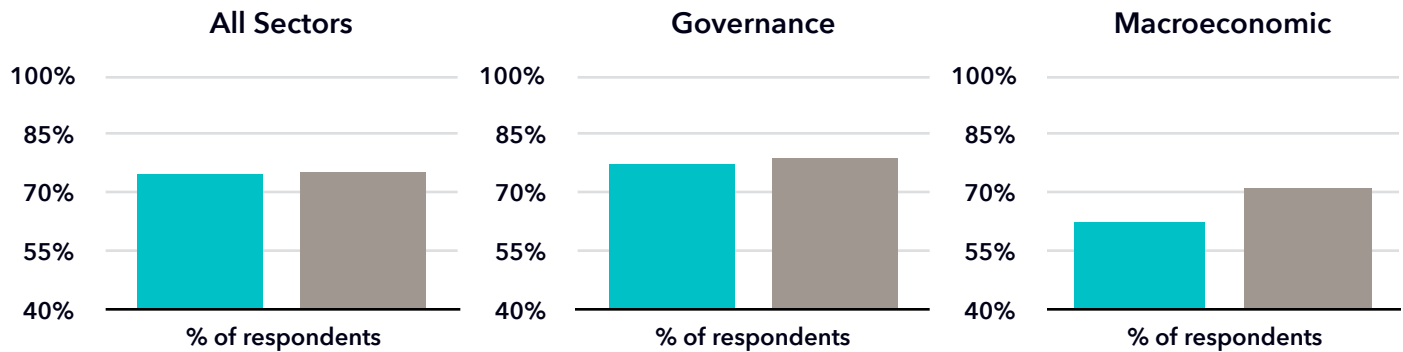
34%

of data users became familiar with the GBS through active web search (e.g., Google).

*Snap poll participants could select multiple channels of communications for how they became familiar with a particular assessment.

How many data users found the GBS to be *important* or *essential* to their work?

■ The GBS ■ Avg. Assessment



75%

of all data users considered the GBS to be important or essential to their work, similar to the average assessment.

78%

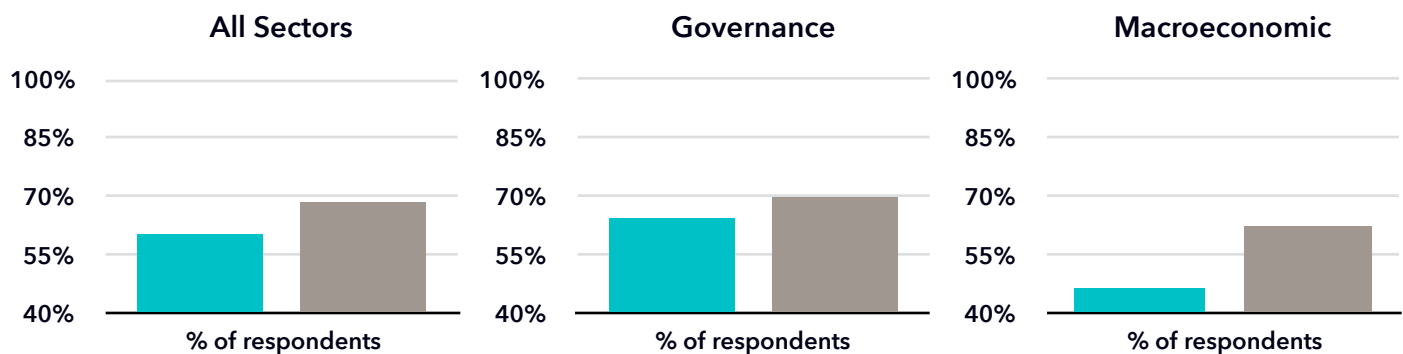
of data users in the governance domain considered the GBS to be important or essential to their work.

63%

of data users in the macroeconomic domain considered the GBS to be important or essential to their work.

How many data users found the GBS to be *helpful* or *very helpful* to their work?

■ The GBS ■ Avg. Assessment



60%

of all data users evaluated the GBS to be helpful or very helpful to their work, 8% below the average assessment.

64%

of data users in the governance domain evaluated the GBS to be helpful or very helpful to their work.

47%

of data users in the macroeconomic domain evaluated the GBS to be helpful or very helpful to their work.

Background

Designed and fielded by AidData at the College of William & Mary, the 2016 Governance Data Alliance Snap Poll offers a unique window into the experiences of public, private, and civil society leaders in advancing reforms in their countries and the role of a broad range of governance data in that process. Respondents answered 11 questions about whether, when, how, and why they use governance data in their work. 3000+ policy-makers and practitioners in low- and middle-income countries received an invitation to participate in the online snap poll. 515 individuals in 111 countries participated, yielding a response rate of 17.7%.

Citation

Takaaki Masaki, Tanya Sethi, and Samantha Custer. 2016. *In the Eye of the Beholder: When is governance data "good enough"?* Williamsburg, VA. AidData at the College of William & Mary and the Governance Data Alliance.