

Governance Assessment Profile

Freedom House's *Freedom on the Net Index* (FNI)

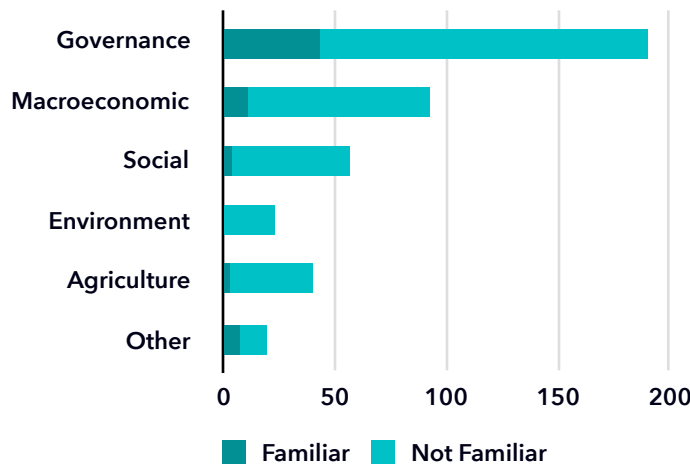
Summary

Freedom House's *Freedom on the Net Index* (FNI) features a ranked, country-by-country assessment of online freedom, a global overview of the latest developments, and in-depth country reports. The information below was compiled from responses to AidData's 2016 GDA Snap Poll, which asked public, private and civil society leaders to answer 11 questions about whether, when, and why they use governance data in their work. A total of 73 participants to the snap poll indicated familiarity with the FNI.

73

survey respondents were familiar with the FNI.

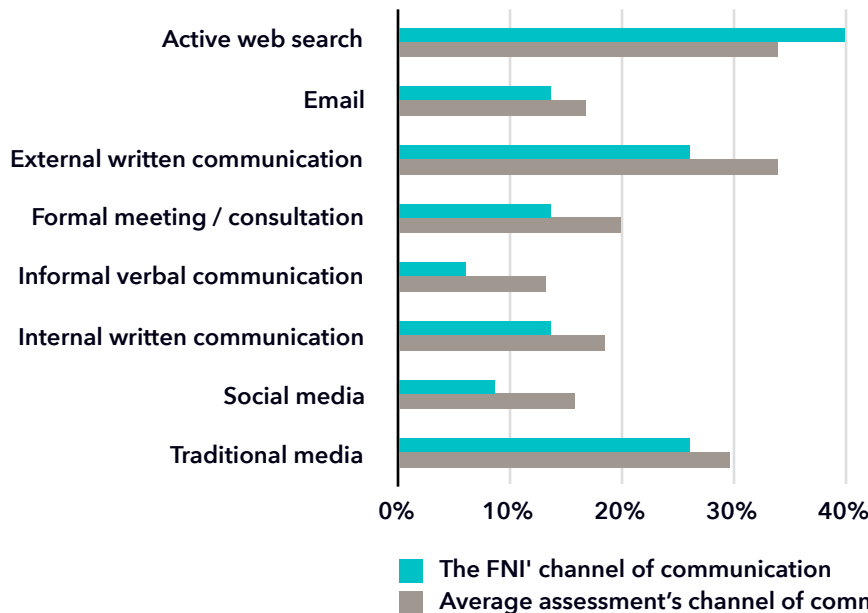
Who is familiar with the FNI (by policy domain)?



23%

44 (23%) out of 190 data users working within the governance domain were familiar with the FNI.

How did data users become familiar with the FNI?*



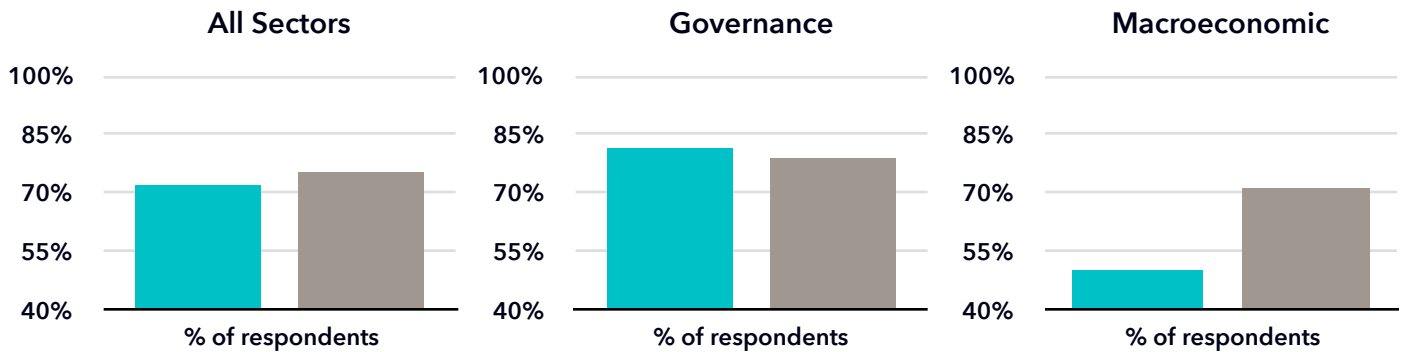
40%

of data users became familiar with the FNI through active web search (e.g., Google).

*Snap poll participants could select multiple channels of communications for how they became familiar with a particular assessment.

How many data users found the FNI to be *important* or *essential* to their work?

■ The FNI ■ Avg. Assessment



72%

of all data users considered the FNI to be important or essential to their work, 3% below the average assessment.

81%

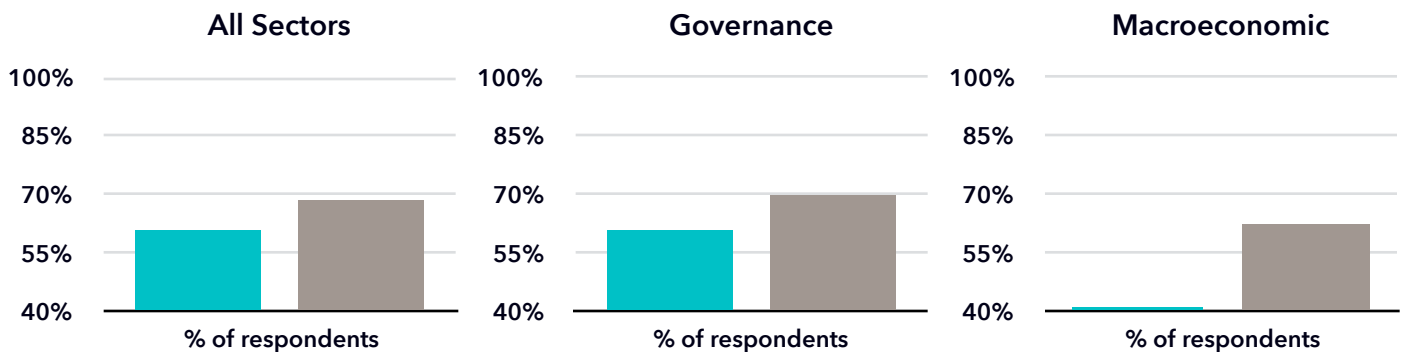
of data users in the governance domain considered the FNI to be important or essential to their work.

50%

of data users in the macroeconomic domain considered the FNI to be important or essential to their work.

How many data users found the FNI to be *helpful* or *very helpful* to their work?

■ The FNI ■ Avg. Assessment



61%

of all data users evaluated the FNI to be helpful or very helpful to their work, 7% below the average assessment.

61%

of data users in the governance domain evaluated the FNI to be helpful or very helpful to their work.

41%

of data users in the macroeconomic domain evaluated the FNI to be helpful or very helpful to their work.

Background

Designed and fielded by AidData at the College of William & Mary, the 2016 Governance Data Alliance Snap Poll offers a unique window into the experiences of public, private, and civil society leaders in advancing reforms in their countries and the role of a broad range of governance data in that process. Respondents answered 11 questions about whether, when, how, and why they use governance data in their work. 3000+ policy-makers and practitioners in low- and middle-income countries received an invitation to participate in the online snap poll. 515 individuals in 111 countries participated, yielding a response rate of 17.7%.

Citation

Takaaki Masaki, Tanya Sethi, and Samantha Custer. 2016. *In the Eye of the Beholder: When is governance data "good enough"?* Williamsburg, VA. AidData at the College of William & Mary and the Governance Data Alliance.