

Governance Assessment Profile

Freedom House's Freedom of the Press Index (FPI)

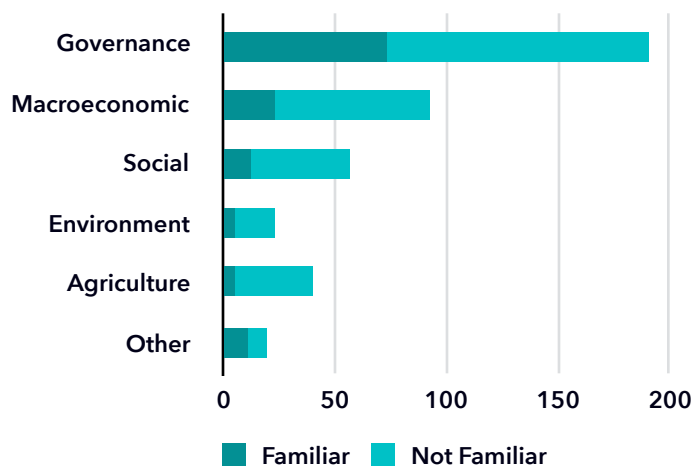
Summary

Freedom House's *Freedom of the Press Index* (FPI) assesses the degree of print, broadcast, and digital media freedom in 199 countries and territories. External analysts assess these countries using a combination of on-the-ground research, consultations with local contacts, and information from news articles, nongovernmental organizations, governments, and a variety of other sources. The information below was compiled from responses to AidData's 2016 GDA Snap Poll, which asked public, private and civil society leaders to answer 11 questions about whether, when, and why they use governance data in their work. A total of 134 participants to the snap poll indicated familiarity with the FPI.

134

survey respondents were familiar with the FPI.

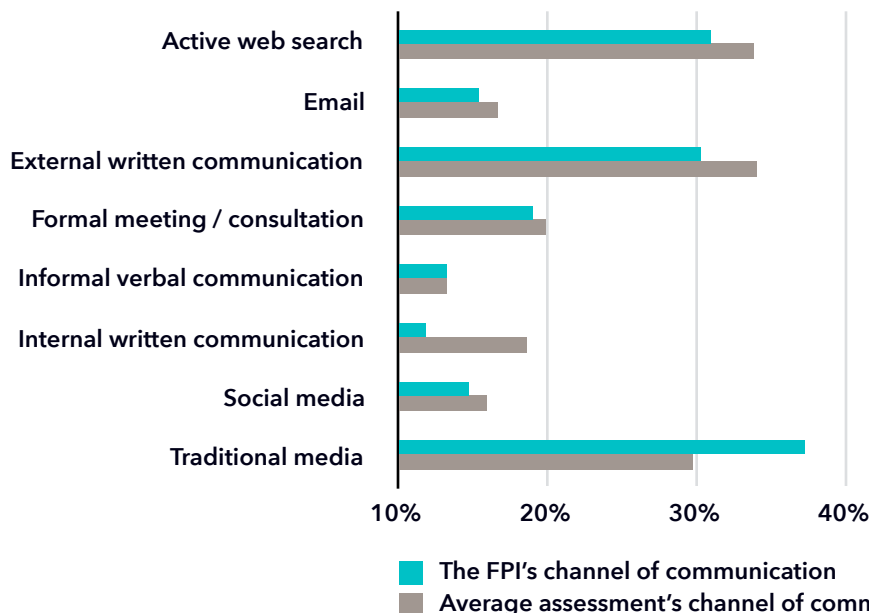
Who is familiar with the FPI (by policy domain)?



39%

74 (39%) out of 190 data users working within the governance domain were familiar with the FPI.

How did data users become familiar with the FPI?*



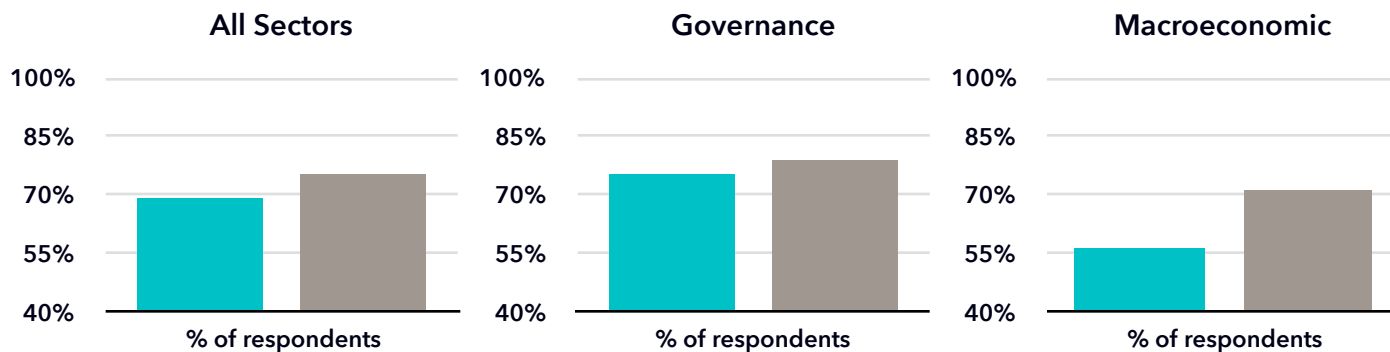
37%

of data users became familiar with the FPI through traditional media (e.g. newspapers, magazines).

*Snap poll participants could select multiple channels of communications for how they became familiar with a particular assessment.

How many data users found the FPI to be *important* or *essential* to their work?

■ The FPI ■ Avg. Assessment



69%

of all data users considered the FPI to be important or essential to their work, 6% below the average assessment.

75%

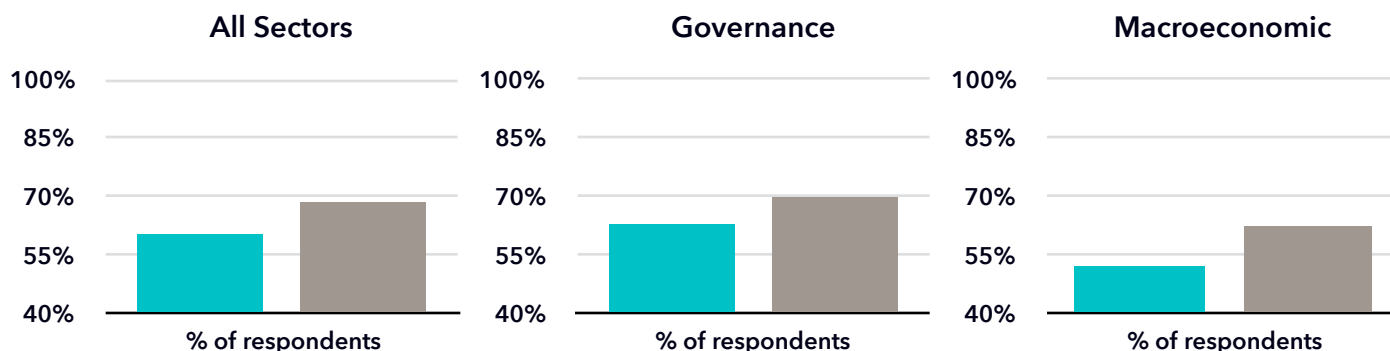
of data users in the governance domain considered the FPI to be important or essential to their work.

57%

of data users in the macroeconomic domain considered the FPI to be important or essential to their work.

How many data users found the FPI to be *helpful* or *very helpful* to their work?

■ The FPI ■ Avg. Assessment



60%

of all data users evaluated the FPI to be helpful or very helpful to their work, 8% below the average assessment.

63%

of data users in the governance domain evaluated the FPI to be helpful or very helpful to their work.

52%

of data users in the macroeconomic domain evaluated the FPI to be helpful or very helpful to their work.

Background

Designed and fielded by AidData at the College of William & Mary, the 2016 Governance Data Alliance Snap Poll offers a unique window into the experiences of public, private, and civil society leaders in advancing reforms in their countries and the role of a broad range of governance data in that process. Respondents answered 11 questions about whether, when, how, and why they use governance data in their work. 3000+ policy-makers and practitioners in low- and middle-income countries received an invitation to participate in the online snap poll. 515 individuals in 111 countries participated, yielding a response rate of 17.7%.

Citation

Takaaki Masaki, Tanya Sethi, and Samantha Custer. 2016. *In the Eye of the Beholder: When is governance data "good enough"?* Williamsburg, VA. AidData at the College of William & Mary and the Governance Data Alliance.