

Governance Assessment Profile

The Center for Law and Democracy's *Global Right to Information Rating (RTI)*

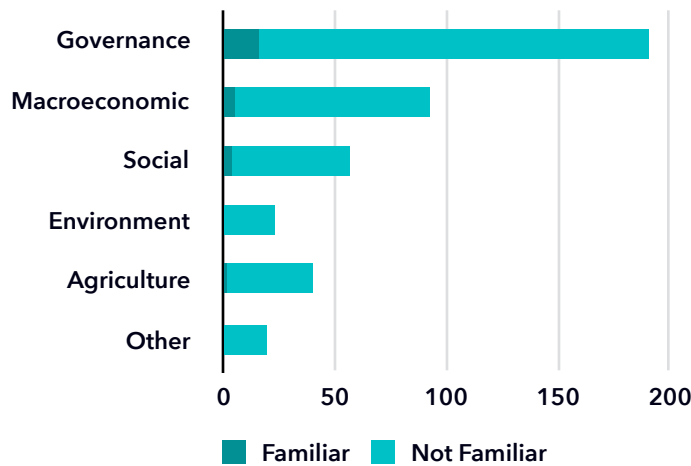
Summary

The Center for Law and Democracy's *Global Right to Information Rating (RTI)* scores and ranks 111 countries using 61 indicators to compare the strength of legal frameworks for the right to information, reaching a coverage of almost 100% (only 112 countries total have right to information laws). The information below was compiled from responses to AidData's 2016 GDA Snap Poll, which asked public, private and civil society leaders to answer 11 questions about whether, when, and why they use governance data in their work. A total of 29 participants to the snap poll indicated familiarity with the RTI.

29

survey respondents were familiar with the RTI.

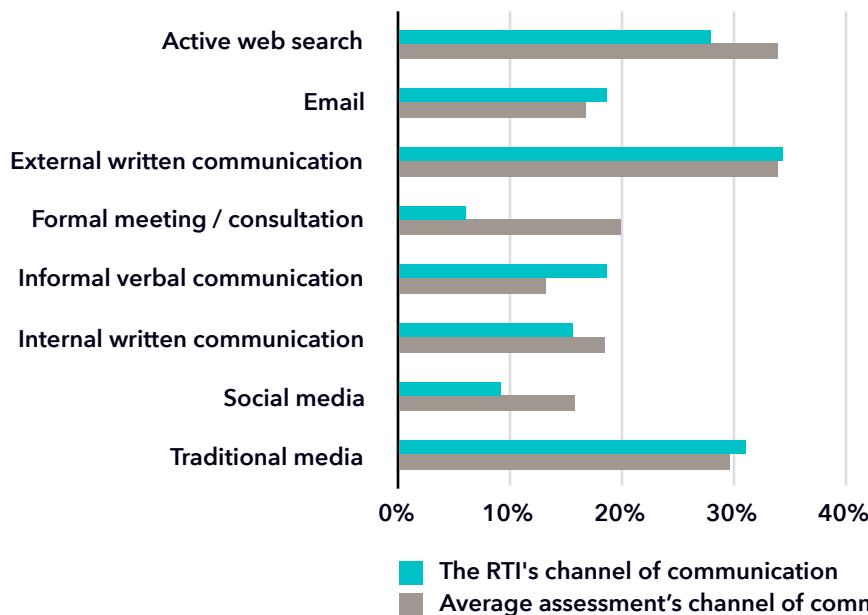
Who is familiar with the RTI (by policy domain)?



8%

16 (8%) out of 190 data users working within the governance domain were familiar with the RTI.

How did data users become familiar with the RTI?*



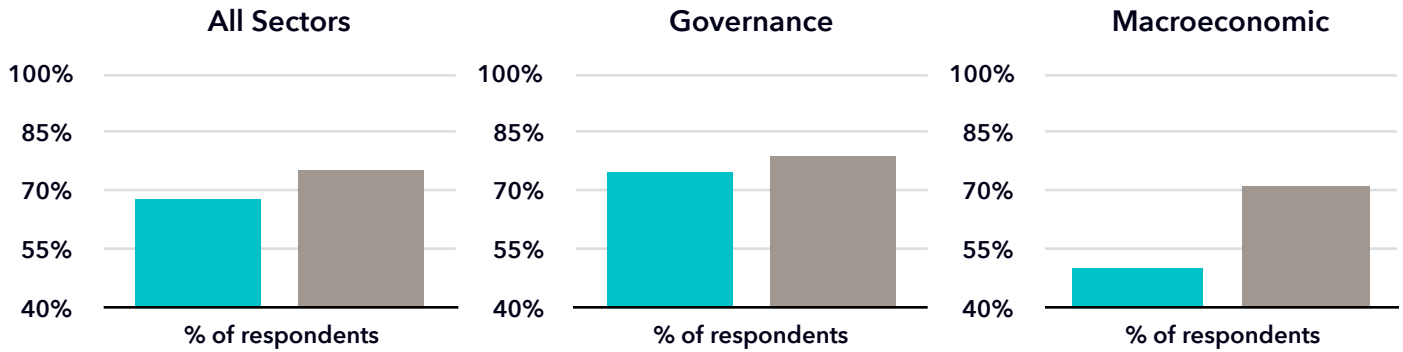
34%

of data users became familiar with the RTI through external written communication.

*Snap poll participants could select multiple channels of communications for how they became familiar with a particular assessment.

How many data users found the RTI to be *important* or *essential* to their work?

■ The RTI ■ Avg. Assessment



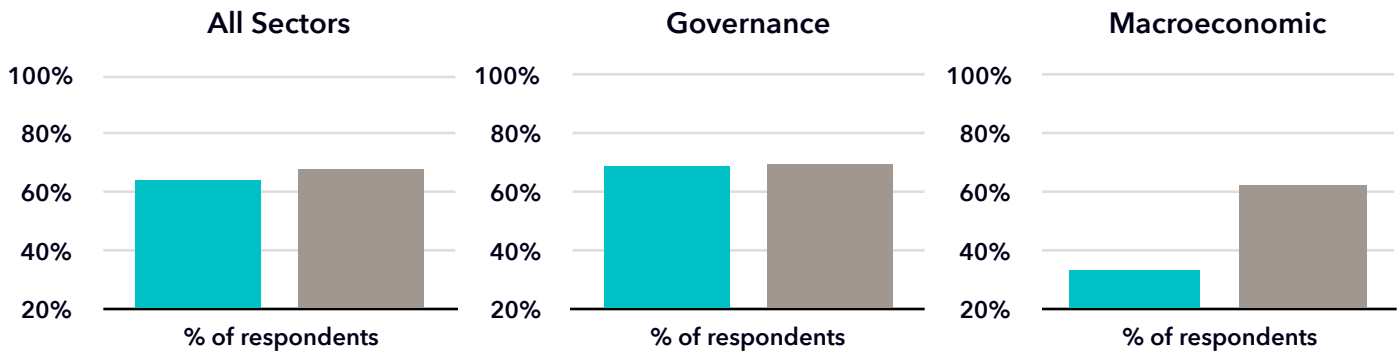
68%
of all data users considered the RTI to be *important* or *essential* to their work, 7% below the average assessment.

75%
of data users in the *governance* domain considered the RTI to be *important* or *essential* to their work.

50%
of data users in the *macroeconomic* domain considered the RTI to be *important* or *essential* to their work.

How many data users found the RTI to be *helpful* or *very helpful* to their work?

■ The RTI ■ Avg. Assessment



65%
of all data users evaluated the RTI to be *helpful* or *very helpful* to their work, 3% below the average assessment.

69%
of data users in the *governance* domain evaluated the RTI to be *helpful* or *very helpful* to their work.

33%
of data users in the *macroeconomic* domain evaluated the RTI to be *helpful* or *very helpful* to their work.

Background

Designed and fielded by AidData at the College of William & Mary, the 2016 Governance Data Alliance Snap Poll offers a unique window into the experiences of public, private, and civil society leaders in advancing reforms in their countries and the role of a broad range of governance data in that process. Respondents answered 11 questions about whether, when, how, and why they use governance data in their work. 3000+ policy-makers and practitioners in low- and middle-income countries received an invitation to participate in the online snap poll. 515 individuals in 111 countries participated, yielding a response rate of 17.7%.

Citation

Takaaki Masaki, Tanya Sethi, and Samantha Custer. 2016. *In the Eye of the Beholder: When is governance data "good enough"?* Williamsburg, VA. AidData at the College of William & Mary and the Governance Data Alliance.