

Governance Assessment Profile

The Bertelsmann Stiftung's Transformation Index (BTI)

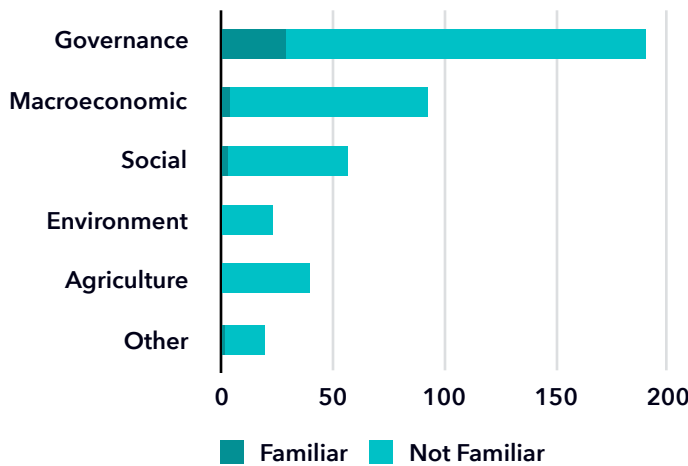
Summary

The Bertelsmann Stiftung's Transformation Index (BTI) is a comprehensive measure of the quality of democracy, market economy, and political management in 129 developing and transition countries. The BTI has two components: the Status Index and the Management Index. The information below was compiled from responses to AidData's 2016 GDA Snap Poll, which asked public, private and civil society leaders to answer 11 questions about whether, when, and why they use governance data in their work. A total of 44 participants to the snap poll indicated familiarity with the BTI.

44

survey respondents were familiar with the BTI.

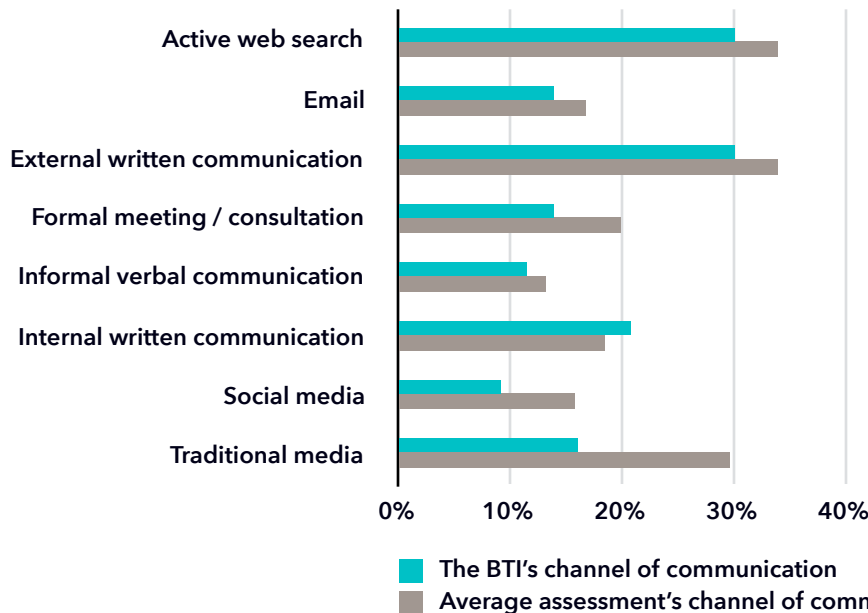
Who is familiar with the BTI (by policy domain)?



16%

30 (16%) out of 190 data users working within the governance domain were familiar with the BTI.

How did data users become familiar with the BTI?*



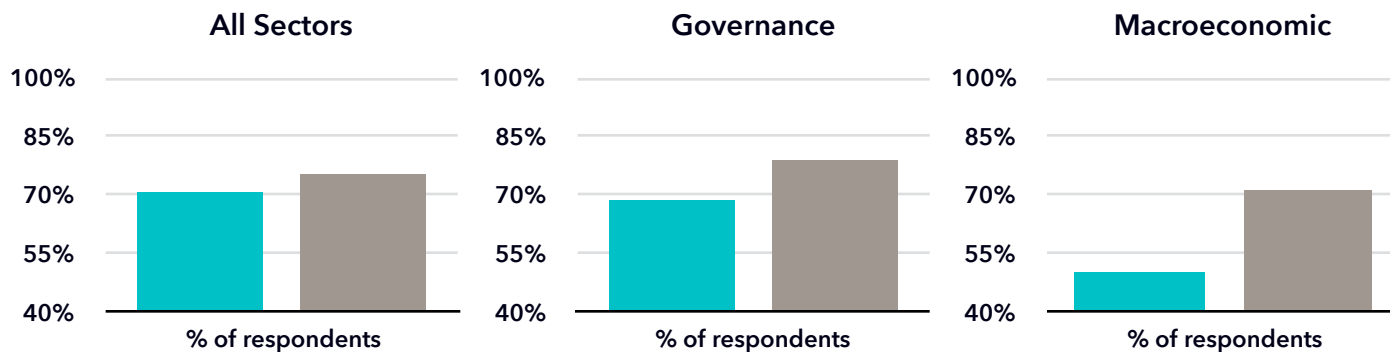
30%

of data users became familiar with the BTI through active web search (e.g., Google).

*Snap poll participants could select multiple channels of communications for how they became familiar with a particular assessment.

How many data users found the BTI to be *important* or *essential* to their work?

■ The BTI ■ Avg. Assessment



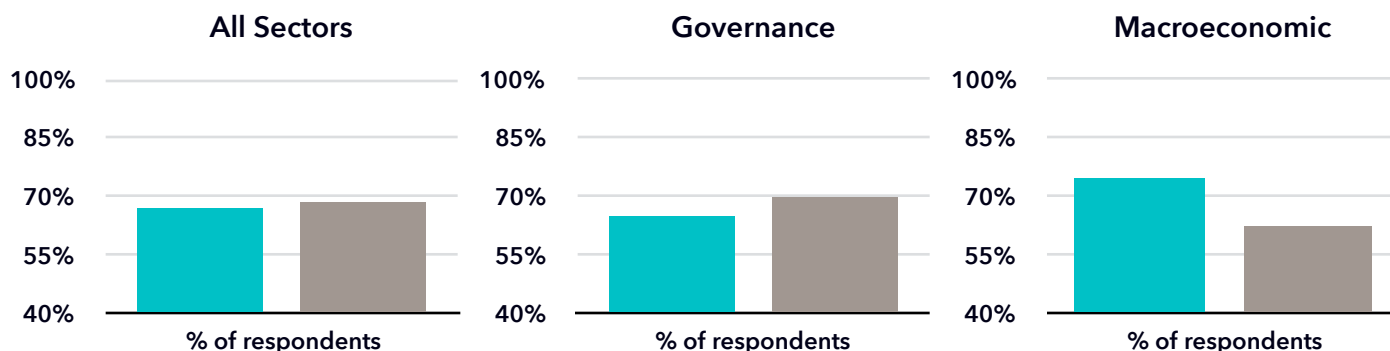
71%
of all data users considered the BTI to be *important* or *essential* to their work, 4% below the average assessment.

69%
of data users in the governance domain considered the BTI to be *important* or *essential* to their work.

50%
of data users in the macroeconomic domain considered the BTI to be *important* or *essential* to their work.

How many data users found the BTI to be *helpful* or *very helpful* to their work?

■ The BTI ■ Avg. Assessment



68%
of all data users evaluated the BTI to be *helpful* or *very helpful* to their work, similar to the average assessment.

66%
of data users in the governance domain evaluated the BTI to be *helpful* or *very helpful* to their work.

75%
of data users in the macroeconomic domain evaluated the BTI to be *helpful* or *very helpful* to their work.

Background

Designed and fielded by AidData at the College of William & Mary, the 2016 Governance Data Alliance Snap Poll offers a unique window into the experiences of public, private, and civil society leaders in advancing reforms in their countries and the role of a broad range of governance data in that process. Respondents answered 11 questions about whether, when, how, and why they use governance data in their work. 3000+ policy-makers and practitioners in low- and middle-income countries received an invitation to participate in the online snap poll. 515 individuals in 111 countries participated, yielding a response rate of 17.7%.

Citation

Takaaki Masaki, Tanya Sethi, and Samantha Custer. 2016. *In the Eye of the Beholder: When is governance data "good enough"?* Williamsburg, VA. AidData at the College of William & Mary and the Governance Data Alliance.